

LEA Name : Brandywine Heights Area SD
Address : 200 W Weis St
Topton , PA 19562

County : Berks
AUN Number : 114060853
LEA Type : SD


Annual Financial Report Accuracy Certification Statement

For Fiscal Year Ending
6/30/2019

Pennsylvania Department of Education
&
Office of Comptroller Operations

PDE-2056: Intermediate Unit
PDE-2057: School District, AVTS/CTC, Charter School,
and Special Program Jointure

CERTIFICATION: By signing this page I agree that the electronic data submitted is a complete and accurate statement of the financial operations and status of the local education agency for the fiscal year. It has been prepared in accordance with generally accepted accounting principles and established Commonwealth of PA reporting guidelines.



Chief School Administrator Signature

November 27, 2019

Date



Board Secretary Signature

November 27, 2019

Date

Craig Neiman

Contact Person

(610)682-5100 Ext :1300

Contact Person Telephone Number

cranei@bhasd.org

Contact Person E-mail Address

Contact Person Fax Number

Audit Certification
Annual Financial Report:
For Fiscal Year Ending **6/30/2019**
(Pursuant to PA School Code Section 218(b))

LEA Name : Brandywine Heights Area SD
AUN Number : 114060853
County : Berks


Audit Certification Due: 12/31/2019

This certification is applicable to the Annual Financial Report data submitted through the Consolidated Financial Reporting System on: _____
Date

Auditing Firm:
Gorman & Associates, P.C.

CERTIFICATION: By signing this page I agree that the financial statements of the school have been properly audited as noted above pursuant to Article XXIV, and in the auditor's professional opinion, the Annual Financial Report (PDE-2057) submitted on the date referenced is materially consistent with the audited financial statements.

Chief School Administrator




Signature

5 Dec 2019

Date

Board Secretary



Signature

12-5-19

Date

Craig Neiman

Contact Person

cranei@bhasd.org

Contact Person E-mail Address

(610)682-5100

Ext :1300

Contact Person Telephone Number

Contact Person Fax Number

<u>Val Number</u>	<u>Description</u>	<u>Justification</u>
13040	REG: The amount reported in 9120 representing refunded bond proceeds is not consistent with the amount in 5120 for refunded bond payments. Please correct or enter a justification. REG 9120, GOV Funds: \$2,115,000.00 REG 5120, GOV Funds: \$4,016,268.46	The GOB Series A of 2019 was used for both restructuring debt of the GON Series 2014 and new monies to finance various capital projects. The majority of the issue was new monies and did not split out hence it was all coded to 9110
30470	Revenue Detail: AFR amount must equal or exceed PDE FAI System amount. 7299, AFR Rev Detail: \$7,653.40 7299, PDE FAI System: \$8,598.57	The difference, \$945.17, is related to a prior year accrual.
30501	Revenue Detail: AFR amount must equal PDE FAI system amount. 7311, AFR Rev Detail: \$661,206.65 7311, PDE FAI System: \$661,728.85	The difference \$522.20, is related to a prior year accrual.
50160	SOIN: All Governmental Fund General Obligation Bonds must include an amount for Interest Paid during Fiscal Year. Correct data or enter a justification.	GOB Series 2019A and GOB Series 2019B issuance occurred in June 2019 and therefore no interest payment was made during the 2018-19 fiscal year.
50450	SESS - 2350 Legal and Accounting Services: SESS Schedule amounts for Special Education vary from prior year by 40% or more. Correct the data or enter a justification. SESS Schedule 2350: \$10,792.37 Prior Year SESS Schedule 2350: \$128,358.54	Reduced need in 2018-19 compared to prior year.
50470	SESS - 2440 Nursing Services: SESS Schedule amounts for Special Education vary from prior year by 40% or more. Correct the data or enter a justification. SESS Schedule 2440: \$7,300.94 Prior Year SESS Schedule 2440: \$76,215.62	Reduced need in 2018-19 compared to prior year.

Amounts Expressed in Whole Dollars	<u>General Fund</u> <u>(10)</u>	<u>Public Purpose Trust</u> <u>(27)</u>	<u>Other Compt Approved</u> <u>(28)</u>	<u>Athletic / Activity</u> <u>(29)</u>	<u>Capital Reserve (690.</u> <u>1850)</u> <u>(31)</u>
Assets And Deferred Outflows Of Resources					
Assets					
0100 Cash and Cash Equivalents	7,529,870				
0110 Investments	3,063,733				
0120 Taxes Receivable	1,106,238				
0130 Due From Other Funds	72,295				
0141 Due From Other Governments	1,665,495				
0142 State Revenue Receivable					
0143 Federal Revenue Receivable					
0145 Other Intergovernmental Revenue Receivable					
0146 Due from Primary Government					
0147 Due from Component Unit					
0150 Other Receivables	20,607				
0170 Inventories					
0180 Prepaid Expenses (Expenditures)					
0190 Other Current Assets					
Total Assets	\$13,458,238				
0910 Deferred Outflows of Resources					
Total Assets And Deferred Outflows Of Resources	\$13,458,238				

Amounts Expressed in Whole Dollars

	<u>Capital Reserve (1431)</u> <u>(32)</u>	<u>Other Capital Projects</u> <u>Fund</u> <u>(39)</u>	<u>Debt Service</u> <u>(40)</u>	<u>Permanent</u> <u>(90)</u>	<u>Total Governmental</u> <u>Funds</u>
Assets And Deferred Outflows Of Resources					
Assets					
0100 Cash and Cash Equivalents	506,389	10,013,765	2,219		18,052,243
0110 Investments					3,063,733
0120 Taxes Receivable					1,106,238
0130 Due From Other Funds					72,295
0141 Due From Other Governments					1,665,495
0142 State Revenue Receivable					
0143 Federal Revenue Receivable					
0145 Other Intergovernmental Revenue Receivable					
0146 Due from Primary Government					
0147 Due from Component Unit					
0150 Other Receivables					20,607
0170 Inventories					
0180 Prepaid Expenses (Expenditures)					
0190 Other Current Assets					
Total Assets	\$506,389	\$10,013,765	\$2,219		\$23,980,611
0910 Deferred Outflows of Resources					
Total Assets And Deferred Outflows Of Resources	\$506,389	\$10,013,765	\$2,219		\$23,980,611

Amounts Expressed in Whole Dollars

	<u>General Fund</u> <u>(10)</u>	<u>Public Purpose Trust</u> <u>(27)</u>	<u>Other Compt Approved</u> <u>(28)</u>	<u>Athletic / Activity</u> <u>(29)</u>	<u>Capital Reserve (690.</u> <u>1850)</u> <u>(31)</u>
Liabilities And Deferred Inflows Of Resources And Fund Balances					
Liabilities					
0400 Due to Other Funds	35,429				
0411 Due to Other Governments	66,677				
0412 Due to Primary Government					
0413 Due to Component Unit					
0420 Accounts Payable	465,717				
0430 Contracts Payable					
0440 Current Portion of Long-Term Debt					
0450 Short-Term Payables					
0461 Accrued Salaries and Benefits	1,398,431				
0462 Payroll Deductions and Withholding	1,712,812				
0480 Unearned Revenues	803,729				
0490 Other Current Liabilities					
Total Liabilities	\$4,482,795				
0950 Deferred Inflows of Resources					
Fund Balances					
0810 Nonspendable Fund Balance					
0820 Restricted Fund Balance	20,496				
0830 Committed Fund Balance	824,000				
0840 Assigned Fund Balance	4,786,813				
0850 Unassigned Fund Balance	3,344,134				
Total Fund Balances	\$8,975,443				
Total Liabilities, Deferred Inflows Of Resources And Fund Balances	\$13,458,238				

Amounts Expressed in Whole Dollars	<u>Capital Reserve (1431)</u> <u>(32)</u>	<u>Other Capital Projects</u> <u>Fund</u> <u>(39)</u>	<u>Debt Service</u> <u>(40)</u>	<u>Permanent</u> <u>(90)</u>	<u>Total Governmental</u> <u>Funds</u>
Liabilities And Deferred Inflows Of Resources And Fund Balances					
Liabilities					
0400 Due to Other Funds		36,000			71,429
0411 Due to Other Governments					66,677
0412 Due to Primary Government					
0413 Due to Component Unit					
0420 Accounts Payable		532,465			998,182
0430 Contracts Payable					
0440 Current Portion of Long-Term Debt					
0450 Short-Term Payables					
0461 Accrued Salaries and Benefits					1,398,431
0462 Payroll Deductions and Withholding					1,712,812
0480 Unearned Revenues					803,729
0490 Other Current Liabilities					
Total Liabilities		\$568,465			\$5,051,260
0950 Deferred Inflows of Resources					
Fund Balances					
0810 Nonspendable Fund Balance					
0820 Restricted Fund Balance	506,389	9,445,300			9,972,185
0830 Committed Fund Balance					824,000
0840 Assigned Fund Balance			2,219		4,789,032
0850 Unassigned Fund Balance					3,344,134
Total Fund Balances	\$506,389	\$9,445,300	\$2,219		\$18,929,351
Total Liabilities, Deferred Inflows Of Resources And Fund Balances	\$506,389	\$10,013,765	\$2,219		\$23,980,611

Amounts Expressed in Whole Dollars	<u>General Fund</u> <u>(10)</u>	<u>Public Purpose Trust</u> <u>(27)</u>	<u>Other Compt Approved</u> <u>(28)</u>	<u>Athletic / Activity</u> <u>(29)</u>	<u>Capital Reserve (690.</u> <u>1850)</u> <u>(31)</u>
Revenues					
6000 Revenue from Local Sources	21,907,120				
7000 Revenue from State Sources	9,561,502				
8000 Revenue from Federal Sources	262,447				
Total Revenues	\$31,731,069				
Expenditures					
1000 Instruction	17,320,860				
2000 Support Services	9,189,397				
3000 Operation of Non-Instructional Services	761,269				
4000 Facilities Acquisition, Construction and Improvement Services	191,684				
5110 Debt Service	3,418,077				
5130 Refund of Prior Year Revenues / Receipts					
Total Expenditures	\$30,881,287				
Excess (Deficiency) Of Revenues Over Expenditures	\$849,782				
Other Financing Sources (Uses)					
9110 Face Value of Bonds Issued					
9120 Proceeds from Refunding of Bonds					
9130 Bond Premiums					
9200 Proceeds from Extended-Term Financing					
9300 Interfund Transfers - IN					
9400 Sale of or Compensation for Loss of Fixed Assets	632				
9710 Transfers from Component Units					
9720 Transfers from Primary Governments					
9910 Other Financing Sources Not Listed in the 9000 Series					
9990 Insurance Recoveries					
5120 Debt Service – Refunded Bonds					
5150 Bond Discounts					
5200 Interfund Transfers – Out	500,000				
5300 Transfers Out to Component Units/Primary Governments					
Total Other Financing Sources (Uses)	(\$499,368)				

Amounts Expressed in Whole Dollars	<u>Capital Reserve (1431)</u> <u>(32)</u>	<u>Other Capital Projects</u> <u>Fund</u> <u>(39)</u>	<u>Debt Service</u> <u>(40)</u>	<u>Permanent</u> <u>(90)</u>	<u>Total Governmental</u> <u>Funds</u>
Revenues					
6000 Revenue from Local Sources	6,989	4,468			21,918,577
7000 Revenue from State Sources					9,561,502
8000 Revenue from Federal Sources					262,447
Total Revenues	\$6,989	\$4,468			\$31,742,526
Expenditures					
1000 Instruction					17,320,860
2000 Support Services	600	156,686	32,191		9,378,874
3000 Operation of Non-Instructional Services					761,269
4000 Facilities Acquisition, Construction and Improvement Services		568,466			760,150
5110 Debt Service					3,418,077
5130 Refund of Prior Year Revenues / Receipts					
Total Expenditures	\$600	\$725,152	\$32,191		\$31,639,230
Excess (Deficiency) Of Revenues Over Expenditures	\$6,389	(\$720,684)	(\$32,191)		\$103,296
Other Financing Sources (Uses)					
9110 Face Value of Bonds Issued		10,365,000			10,365,000
9120 Proceeds from Refunding of Bonds			2,115,000		2,115,000
9130 Bond Premiums		1,577,681	157,996		1,735,677
9200 Proceeds from Extended-Term Financing					
9300 Interfund Transfers - IN	500,000				500,000
9400 Sale of or Compensation for Loss of Fixed Assets					632
9710 Transfers from Component Units					
9720 Transfers from Primary Governments					
9910 Other Financing Sources Not Listed in the 9000 Series					
9990 Insurance Recoveries					
5120 Debt Service – Refunded Bonds		1,777,682	2,238,586		4,016,268
5150 Bond Discounts					
5200 Interfund Transfers – Out					500,000
5300 Transfers Out to Component Units/Primary Governments					
Total Other Financing Sources (Uses)	\$500,000	\$10,164,999	\$34,410		\$10,200,041

Amounts Expressed in Whole Dollars	<u>General Fund</u> <u>(10)</u>	<u>Public Purpose Trust</u> <u>(27)</u>	<u>Other Compt Approved</u> <u>(28)</u>	<u>Athletic / Activity</u> <u>(29)</u>	<u>Capital Reserve</u> (690. <u>1850</u> <u>(31)</u>
Special And Extraordinary Items					
9920 Special Items – Gains					
9930 Extraordinary Items – Gains					
5520 Special Items – Losses					
5530 Extraordinary Items – Losses					
Net Change In Fund Balances	\$350,414				
Fund Balance					
0001 Fund Balance - Beginning of Fiscal Year	8,625,029				
Fund Balance - End Of Year	\$8,975,443				

Amounts Expressed in Whole Dollars	<u>Capital Reserve (1431)</u> <u>(32)</u>	<u>Other Capital Projects</u> <u>Fund</u> <u>(39)</u>	<u>Debt Service</u> <u>(40)</u>	<u>Permanent</u> <u>(90)</u>	<u>Total Governmental</u> <u>Funds</u>
Special And Extraordinary Items					
9920 Special Items – Gains					
9930 Extraordinary Items – Gains					
5520 Special Items – Losses					
5530 Extraordinary Items – Losses					
Net Change In Fund Balances	\$506,389	\$9,444,315	\$2,219		\$10,303,337
Fund Balance					
0001 Fund Balance - Beginning of Fiscal Year		985			8,626,014
Fund Balance - End Of Year	\$506,389	\$9,445,300	\$2,219		\$18,929,351

Amounts Expressed in Whole Dollars	<u>Food Service</u> <u>(51)</u>	<u>Child Care</u> <u>Operations</u> <u>(52)</u>	<u>Other Enterprise</u> <u>(58)</u>	<u>TOTAL</u>	<u>Internal Service</u> <u>(60)</u>
Assets And Deferred Outflows Of Resources					
Current Assets					
0100 Cash and Cash Equivalents	74,200			74,200	
0110 Investments					
0130 Due From Other Funds	35,429			35,429	
0141 Due From Other Governments	28,765			28,765	
0142 State Revenue Receivable					
0143 Federal Revenue Receivable					
0146 Due from Primary Government					
0147 Due from Component Unit					
0150 Other Receivables	151			151	
0170 Inventories	14,880			14,880	
0180 Prepaid Expenses (Expenditures)					
0190 Other Current Assets					
Total Current Assets	\$153,425			\$153,425	
Noncurrent Assets					
0211 Land					
0212 Site Improvements (Net)					
0220 Buildings and Building Improvements (Net)					
0230 Machinery, Equipment and Furniture (Net)	69,952			69,952	
0250 Construction in Progress					
0260 Long Term Prepayments					
0290 Other Noncurrent Assets					
Total Noncurrent Assets	\$69,952			\$69,952	
0910 Deferred Outflows of Resources	126,627			126,627	
Total Assets And Deferred Outflows Of Resources	\$350,004			\$350,004	

Amounts Expressed in Whole Dollars	<u>Food Service</u> <u>(51)</u>	<u>Child Care</u> <u>Operations</u> <u>(52)</u>	<u>Other Enterprise</u> <u>(58)</u>	<u>TOTAL</u>	<u>Internal Service</u> <u>(60)</u>
Liabilities And Deferred Inflows Of Resources And Net Position					
Current Liabilities					
0400 Due to Other Funds	36,295			36,295	
0411 Due to Other Governments					
0413 Due to Component Unit					
0420 Accounts Payable	4,276			4,276	
0430 Contracts Payable					
0440 Current Portion of Long-Term Debt					
0450 Short-Term Payables	14,728			14,728	
0461 Accrued Salaries and Benefits					
0462 Payroll Deductions and Withholding					
0480 Unearned Revenues					
0490 Other Current Liabilities					
Total Current Liabilities	\$55,299			\$55,299	
Noncurrent Liabilities					
0510 Bonds Payable					
0520 Extended-Term Financing Agreements Payable					
0530 Lease-Purchase Obligations					
0540 Accumulated Compensated Absences					
0550 Authority Lease Obligations					
0560 Other Post-Employment Benefits (OPEB)	30,831			30,831	
0570 Net Pension Liability	741,933			741,933	
0599 Other Noncurrent Liabilities					
Total Noncurrent Liabilities	\$772,764			\$772,764	
Total Liabilities	\$828,063			\$828,063	
0950 Deferred Inflows of Resources	5,164			5,164	
Net Position					
0791 Net Investment in Capital Assets	69,952			69,952	
0008 Restricted Net Position (0792 – 0798)					
0799 Unrestricted Net Position	(553,175)			(553,175)	
Total Net Position	(\$483,223)			(\$483,223)	
Total Liabilities And Deferred Inflows Of Resources And Net Position	\$350,004			\$350,004	

Amounts Expressed in Whole Dollars	<u>Food Service</u> <u>(51)</u>	<u>Child Care Operations</u> <u>(52)</u>	<u>Other Enterprise</u> <u>(58)</u>	<u>TOTAL</u>	<u>Internal Service</u> <u>(60)</u>
Operating Revenues					
6600 Food Service Revenue	294,481			294,481	
0071 Charges for Services					
0072 Other Operating Revenue	10,482			10,482	
Total Operating Revenues	\$304,963			\$304,963	
Operating Expenses					
100 Personnel Services – Salaries	176,398			176,398	
200 Personnel Services – Employee Benefits	110,406			110,406	
300 Purchased Professional and Technical Services	3,631			3,631	
400 Purchased Property Services	23,274			23,274	
500 Other Purchased Services	46,843			46,843	
600 Supplies	264,883			264,883	
740 Depreciation	5,440			5,440	
810 Dues and Fees					
890 Miscellaneous Expenditures					
Total Operating Expenses	\$630,875			\$630,875	
Operating Income (Loss)	(\$325,912)			(\$325,912)	
Non Operating Revenues (Expenses)					
6500 Earnings on Investments	3,135			3,135	
6920 Contributions and Donations from Private Sources					
6930 Gains or Losses on Sale of Fixed Assets					
6991 Refunds of a Prior Year Expenditure					
7000 Revenue from State Sources	52,111			52,111	
8000 Revenue from Federal Sources	284,726			284,726	
9990 Insurance Recoveries					
820 Claims and Judgments Against the LEA					
830 Interest					
TOTAL Non Operating Revenues (Expenses)	\$339,972			\$339,972	
Income (Loss) Before Contributions And Transfers	\$14,060			\$14,060	

Amounts Expressed in Whole Dollars	<u>Food Service</u> <u>(51)</u>	<u>Child Care Operations</u> <u>(52)</u>	<u>Other Enterprise</u> <u>(58)</u>	<u>TOTAL</u>	<u>Internal Service</u> <u>(60)</u>
Contributions, Transfers, and Special and Extraordinary Items					
5200 Interfund Transfers – Out					
5300 Transfers Out to Component Units/Primary Governments					
5520 Special Items – Losses					
5530 Extraordinary Items – Losses					
9300 Interfund Transfers - IN					
9500 Capital Contributions					
9700 Transfers IN From Component Units/Primary Governments					
9920 Special Items – Gains					
9930 Extraordinary Items – Gains					
Change In Net Position	\$14,060			\$14,060	
0002 Net Position - Beginning of Fiscal Year	(497,283)			(497,283)	
0003 Accounting Changes / Residual Equity Transfers					
Net Position - End Of Year	(\$483,223)			(\$483,223)	

Amounts Expressed in Whole Dollars	<u>Food Service</u> <u>(51)</u>	<u>Child Care Operations</u> <u>(52)</u>	<u>Other Enterprise</u> <u>(58)</u>	<u>TOTAL</u>	<u>Internal Service(60)</u>
Cash Flows From Operating Activities					
0011 Cash Receipts From Users	261,183			261,183	
0012 Cash Receipts From Assessments Made to Other Funds					
0013 Cash Receipts From Earnings on Investments					
0014 Cash Receipts From Other Operating Revenue	10,482			10,482	
0015 Cash Payments To Employees For Services	280,819			280,819	
0016 Cash Payments For Insurance Claims					
0017 Cash Payments To Suppliers For Goods and Services	315,029			315,029	
0018 Cash Payments For Other Operating Expenses					
Net Cash Provided By (Used For) Operating Activities	(\$324,183)			(\$324,183)	
Cash Flows From Non-Capital Financing Activities					
0021 Receipts From Local Sources - 6000					
0022 Receipts From State Sources - 7000	52,198			52,198	
0023 Receipts From Federal Sources -8000	241,621			241,621	
0024 Notes and Loans Received (Repaid)					
0025 Interest Paid on Notes/Loans - 5100-830					
0026 Operating Transfers In (Out)/Residual Equity Trans					
0027 Operating Transfers In (Out) Primary Government / Comp Unit					
0028 Receipts From Refund of Prior Year Expenditures - 6991					
0029 Special and Extraordinary Gains (losses)					
0030 Receipts from Insurance Recoveries -9990					
Net Cash Prov By (Used for) Non-Capital Financing Activities	\$293,819			\$293,819	
Cash Flows From Capital and Related Financing Activities					
0031 Payments For Fac Acq, Const, and Imp - 4000					
0032 Gain / (Loss) on Sale of Fixed Assets - 6930					
0033 Proceeds From Extended Term Financing - 9200					
0034 Principal Paid on Financing Agreements					
0035 Interest Paid on Financing Agreements - 5100-830					
0036 (Inc) Dec in Contributed Capital					
Net Cash Prov By (Used for) Capital and Related Financing Activities					
Cash Flows From Investing Activities					
0041 Earnings on Investments - 6500	3,135			3,135	
0042 Purchase of Inv Securities / Deposits to Inv Pools					
0043 Receipts From Investment Pool Withdrawals					
0044 Proceeds from Sale and Maturity of Inv Securities					

LEA : 114060853 Brandywine Heights Area SD

Printed 11/27/2019 1:21:41 PM

0045 Loans Received (Paid)

Net Cash Prov By (Used for) Investing Activities	\$3,135	\$3,135
---	----------------	----------------

	<u>Food Service</u> <u>(51)</u>	<u>Child Care Operations</u> <u>(52)</u>	<u>Other Enterprise</u> <u>(58)</u>	<u>TOTAL</u>	<u>Internal Service</u> <u>(60)</u>
Net Increase (Decrease) in Cash Flows	(27,229)			(27,229)	
0004 Cash and Cash Equivalents Beginning of Year	101,429			101,429	
Cash and Cash Equivalents at Year End	\$74,200			\$74,200	

Reconciliation of Operating Income (Loss) To Net Cash Provided by (Used For) Operating Activities

0005 Operating Income (Loss) per REP	(325,912)			(325,912)	
Adjustments					
0051 Depreciation and Net Amortization	5,440			5,440	
0052 Provision for Uncollectible Accounts					
0053 Other Adjustments	43,472			43,472	
Effect of Changes in Assets, Liabilities, Deferred Outflows and Deferred Inflows					
0054 (Inc) Dec In Accounts Receivable (0120-0150)	(33,298)			(33,298)	
0055 Advances to Other Funds (0160)					
0056 (Inc) Dec in Inventories (0170)	1,566			1,566	
0057 (Inc) Dec in Prepaid Expenses (0180)					
0058 (Inc) Dec in Other Current or Noncurrent Assets					
0064 Deferred Outflows (0910)	(25,527)			(25,527)	
0059 Inc (Dec) in Accounts Payable (0400-0450)	(23,028)			(23,028)	
0060 Inc (Dec) in Accrued Salaries/Benefits (0461)					
0065 Inc (Dec) in Net Pension Liabilities (0570)	31,287			31,287	
0066 Inc (Dec) in Other Postemp Benefit Oblig (0560)					
0061 Inc (Dec) in Payroll Deductions/Withholding (0462)					
0062 Inc (Dec) in Unearned Revenue (0480)					
0063 Inc (Dec) in Other Current or Noncurrent Liabilities	1,866			1,866	
0067 Deferred Inflows (0950)	(49)			(49)	
Total Adjustments	\$1,729			\$1,729	
Cash Provided By (Used for) Total	(\$324,183)			(\$324,183)	

COMBINED STATEMENT OF CASH FLOWS
SCHEDULE OF NONCASH INVESTING, CAPITAL, AND FINANCING ACTIVITIES

Explanation of Transaction and Balance Sheet Effect	Amount
Total	

LEA : 114060853 Brandywine Heights Area SD

Printed 11/27/2019 1:21:43 PM

Amounts Expressed in Whole Dollars	<u>Private Purpose Trust</u> <u>(71)</u>	<u>Investment Trust</u> <u>(72)</u>	<u>Pension Trust</u> <u>(73)</u>	<u>Activity</u> <u>(81)</u>
Assets And Deferred Outflows Of Resources				
Assets				
0100 Cash and Cash Equivalents	24,016			
0110 Investments				
0130 Due From Other Funds				
0147 Due from Component Unit				
0150 Other Receivables				
0170 Inventories				
0180 Prepaid Expenses (Expenditures)				
0190 Other Current Assets				
0220 Buildings and Building Improvements (Net)				
0230 Machinery, Equipment and Furniture (Net)				
Total Assets	\$24,016			
0910 Deferred Outflows of Resources				
Total Assets And Deferred Outflows Of Resources	\$24,016			

LEA : 114060853 Brandywine Heights Area SD

Printed 11/27/2019 1:21:43 PM

Amounts Expressed in Whole Dollars

	<u>Other Agency</u> <u>(89)</u>	<u>Discrete Component Units</u> <u>(98)</u>	<u>Discrete Component Units</u> <u>(99)</u>	<u>Total Fiduciary Funds</u>
Assets And Deferred Outflows Of Resources				
Assets				
0100 Cash and Cash Equivalents				24,016
0110 Investments				
0130 Due From Other Funds				
0147 Due from Component Unit				
0150 Other Receivables				
0170 Inventories				
0180 Prepaid Expenses (Expenditures)				
0190 Other Current Assets				
0220 Buildings and Building Improvements (Net)				
0230 Machinery, Equipment and Furniture (Net)				
Total Assets				\$24,016
0910 Deferred Outflows of Resources				
Total Assets And Deferred Outflows Of Resources				\$24,016

LEA : 114060853 Brandywine Heights Area SD

Printed 11/27/2019 1:21:43 PM

Amounts Expressed in Whole Dollars	<u>Private Purpose Trust</u> (71)	<u>Investment Trust</u> (72)	<u>Pension Trust</u> (73)	<u>Activity</u> (81)
Liabilities, Deferred Inflows Of Resources And Net Position				
Liabilities				
0400 Due to Other Funds				
0411 Due to Other Governments				
0412 Due to Primary Government				
0413 Due to Component Unit				
0420 Accounts Payable	6,800			
0430 Contracts Payable				
0450 Short-Term Payables				
0461 Accrued Salaries and Benefits				
0462 Payroll Deductions and Withholding				
0480 Unearned Revenues				
0490 Other Current Liabilities				
Total Liabilities	\$6,800			
0950 Deferred Inflows of Resources				
Net Position				
0791 Net Investment in Capital Assets				
0009 Restricted Net Position (0792 – 0798)				
0799 Unrestricted Net Position	17,216			
Total Net Position	\$17,216			
Total Liabilities, Deferred Inflows Of Resources And Net Position	\$24,016			

LEA : 114060853 Brandywine Heights Area SD

Printed 11/27/2019 1:21:43 PM

Amounts Expressed in Whole Dollars	<u>Other Agency</u> (89)	<u>Discrete Component Units</u> (98)	<u>Discrete Component Units</u> (99)	<u>Total Fiduciary Funds</u>
Liabilities, Deferred Inflows Of Resources And Net Position				
Liabilities				
0400 Due to Other Funds				
0411 Due to Other Governments				
0412 Due to Primary Government				
0413 Due to Component Unit				
0420 Accounts Payable				6,800
0430 Contracts Payable				
0450 Short-Term Payables				
0461 Accrued Salaries and Benefits				
0462 Payroll Deductions and Withholding				
0480 Unearned Revenues				
0490 Other Current Liabilities				
Total Liabilities				\$6,800
0950 Deferred Inflows of Resources				
Net Position				
0791 Net Investment in Capital Assets				
0009 Restricted Net Position (0792 – 0798)				
0799 Unrestricted Net Position				17,216
Total Net Position				\$17,216
Total Liabilities, Deferred Inflows Of Resources And Net Position				\$24,016

Amounts Expressed in Whole Dollars	<u>Private Purpose Trust</u> <u>(71)</u>	<u>Investment Trust</u> <u>(72)</u>	<u>Pension Trust</u> <u>(73)</u>	<u>Discrete Component</u> <u>Units</u> <u>(98)</u>	<u>Discrete Component</u> <u>Units</u> <u>(99)</u>	<u>Total Fiduciary</u> <u>Funds</u>
Additions						
0091 Gifts and Contributions	26,779					26,779
0092 Other Additions	588					588
Deductions						
0093 Scholarships Awarded	25,420					25,420
0094 Other Deductions	200					200
Change In Net Position	\$1,747					\$1,747
0006 Net Position – Beginning of Fiscal Year	15,469					15,469
0007 Net Position Held in Trust for Pension Benefits						
Net Position - End of Fiscal Year	\$17,216					\$17,216

	<u>Revenue Reported In Current Year</u>	<u>Current Year Tax Accrual</u>	<u>Prior Year Tax Accrual</u>	<u>Taxes Collected In Current Year</u>
<u>Revenue from Local Sources</u>				
6111 Current Real Estate Taxes	18,356,631.00			18,356,631.00
6112 Interim Real Estate Taxes	29,671.21			29,671.21
6113 Public Utility Realty Taxes	20,736.07			20,736.07
6114 Payments in Lieu of Current Taxes - State / Local	168.72			168.72
6120 Current Per Capita Taxes, Section 679	33,480.00			33,480.00
6141 Current Act 511 Per Capita Taxes	33,480.00			33,480.00
6143 Current Act 511 Local Services Taxes	19,282.63			19,282.63
6151 Current Act 511 Earned Income Taxes	1,781,640.92			1,781,640.92
6153 Current Act 511 Real Estate Transfer Taxes	235,288.28			235,288.28
6411 Delinquent Real Estate Taxes	539,809.60			539,809.60
6420 Delinquent Per Capita Taxes, Section 679	2,107.00			2,107.00
6440 Delinquent Local Enabling Taxes - Flat Rate Assessments	2,107.00			2,107.00
6500 Earnings on Investments	362,720.39			
6700 Revenues from LEA Activities	62,582.33			
6832 Federal IDEA Revenue Received as Pass Through	265,667.00			
6910 Rentals	52,504.91			
6920 Contributions and Donations from Private Sources	43,348.92			
6942 Summer School Tuition	5,166.64			
6991 Refunds of a Prior Year Expenditure	42,131.90			
6992 Energy Efficiency Revenues and Incentives	10,218.70			
6999 Other Revenues Not Specified Above	8,376.30			
TOTAL Revenue from Local Sources	\$21,907,119.52			\$21,054,402.43

**Revenue Reported
In Current Year**

Revenue from State Sources

7110 Basic Education Funding	4,185,974.44		
7160 Tuition for Orphans Subsidy	42,621.33		
7271 Special Education funds for School-Aged Pupils	1,069,073.76		
7299 Program Revenues Not Listed Previously in the 7200 Series	7,653.40		
7311 Pupil Transportation Subsidy	661,206.65		
7312 Nonpublic and Charter School Pupil Transportation Subsidy	50,820.00		
7320 Rental and Sinking Fund Payments / Building Reimbursement Subsidy	184,712.52		
7330 Health Services (Medical, Dental, Nurse, Act 25)	25,340.84		
7340 State Property Tax Reduction Allocation	788,793.77		
7361 School Safety and Security Grants	179,780.26		
7505 Ready to Learn Block Grant	205,220.00		
7599 Other State Revenue Not Listed Elsewhere in the 7000 Series	250.00		
7810 State Share of Social Security and Medicare Taxes	459,522.43		
7820 State Share of Retirement Contributions	1,700,533.03		
TOTAL Revenue from State Sources	\$9,561,502.43		

**Revenue Reported
In Current Year**

Revenue from Federal Sources

8514 NCLB, Title I - Improving the Academic Achievement of the Disadvantaged	202,831.00		
8515 NCLB, Title II - Preparing, Training and Recruiting High Quality Teachers and Principals	45,252.00		
8517 NCLB, Title IV - 21St Century Schools	14,364.00		
TOTAL Revenue from Federal Sources	\$262,447.00		

Revenue Reported
In Current Year

Other Financing Sources

9400 Sale of or Compensation for Loss of Fixed Assets	632.00		
TOTAL Other Financing Sources	\$632.00		
TOTAL FROM ALL SOURCES	\$31,731,700.95		\$21,054,402.43

Revenue from Local Sources	21,907,119.52
Revenue from State Sources	9,561,502.43
Revenue from Federal Sources	262,447.00
Other Financing Sources	632.00
TOTAL FROM ALL SOURCES	\$31,731,700.95

General Fund (10)

	<u>Total</u>
1000 Instruction	
100 Personnel Services – Salaries	
100 Personnel Services – Salaries	8,688,461.60
Total Personnel Services – Salaries	\$8,688,461.60
200 Personnel Services – Employee Benefits	
210 Group Insurance – Contracted Provider	22,905.06
220 Social Security Contributions	655,603.63
230 PSERS Retirement Contributions	2,449,922.32
250 Unemployment Compensation	6,422.32
260 Workers’ Compensation	66,914.75
270 Group Insurance – Self-Insurance	1,691,080.41
291 Other Retirement Plans	17,155.21
Total Personnel Services – Employee Benefits	\$4,910,003.70
300 Purchased Professional and Technical Services	
322 Professional Educational Services – Ius	119,195.21
323 Professional Educational Services – Other Educational Agencies	148,613.53
329 Professional Educational Services – Other	196,375.55
330 Other Professional Services	742,767.82
Total Purchased Professional and Technical Services	\$1,206,952.11
400 Purchased Property Services	
430 Repairs and Maintenance Services	91,732.85
440 Rentals	182,136.00
Total Purchased Property Services	\$273,868.85
500 Other Purchased Services	
510 Student Transportation Services	2,552.09
530 Communications	840.00
561 Tuition To Other School Districts Within the State	9,804.53
562 Tuition To Pennsylvania Charter Schools	443,899.24
563 Tuition To Nonpublic Schools	162,512.40
564 Tuition To Career and Technology Centers	609,583.95
567 Tuition To Approved Private Schools (APS) and PA Chartered Schools for the Deaf and Blind	305,355.74
568 Tuition To Private Residential Rehabilitative Institutions (PRRI) [In-State] and Detention Centers	33,680.33
580 Travel	1,555.35
591 Services Purchased Locally	13,137.78
594 IU Payment By Withholding for Institutionalized Children’s Programs – Special Classes	1,845.05
Total Other Purchased Services	\$1,584,766.46
600 Supplies	
610 General Supplies	85,890.03
630 Food	312.30
640 Books and Periodicals	183,375.19
650 Supplies & Fees – Technology Related	330,248.09
Total Supplies	\$599,825.61
700 Property	
752 Capital Equipment – Original and Additional	2,922.00

General Fund (10)

1000 Instruction	<u>Total</u>
700 <u>Property</u>	
762 Capitalized Equipment - Replacement	48,385.00
Total Property	\$51,307.00
800 <u>Other Objects</u>	
810 Dues and Fees	5,674.95
Total Other Objects	\$5,674.95
Total 1000 Instruction	\$17,320,860.28

General Fund (10)

1100 Regular Programs – Elementary / Secondary

	<u>Elementary</u>	<u>Secondary</u>	<u>Federal</u>	<u>Total</u>
100 Personnel Services – Salaries				
100 Personnel Services – Salaries	3,138,463.00	3,595,451.44	172,684.03	6,906,598.47
Total Personnel Services – Salaries	\$3,138,463.00	\$3,595,451.44	\$172,684.03	\$6,906,598.47
200 Personnel Services – Employee Benefits				
210 Group Insurance – Contracted Provider	8,564.18	9,376.05	374.87	18,315.10
220 Social Security Contributions	241,449.52	270,882.42	9,526.81	521,858.75
230 PSERS Retirement Contributions	889,969.40	1,007,595.58	46,135.83	1,943,700.81
250 Unemployment Compensation	(11.44)	6,433.76		6,422.32
260 Workers' Compensation	20,393.24	22,928.58	999.37	44,321.19
270 Group Insurance – Self-Insurance	644,013.89	689,676.56	18,362.09	1,352,052.54
291 Other Retirement Plans	5,661.22	11,493.99		17,155.21
Total Personnel Services – Employee Benefits	\$1,810,040.01	\$2,018,386.94	\$75,398.97	\$3,903,825.92
300 Purchased Professional and Technical Services				
322 Professional Educational Services – lus		727.50		727.50
323 Professional Educational Services – Other Educational Agencies	9,179.27	128,504.26		137,683.53
329 Professional Educational Services – Other	66,385.36	96,441.09		162,826.45
Total Purchased Professional and Technical Services	\$75,564.63	\$225,672.85		\$301,237.48
400 Purchased Property Services				
430 Repairs and Maintenance Services	36,416.77	55,316.08		91,732.85
440 Rentals	97,931.88	84,204.12		182,136.00
Total Purchased Property Services	\$134,348.65	\$139,520.20		\$273,868.85
500 Other Purchased Services				
510 Student Transportation Services	1,805.45	746.64		2,552.09
530 Communications		840.00		840.00
561 Tuition To Other School Districts Within the State		9,804.53		9,804.53
562 Tuition To Pennsylvania Charter Schools	185,298.92	197,759.19		383,058.11
568 Tuition To Private Residential Rehabilitative Institutions (PRRI) [In-State] and Detention Centers	1,180.00	8,095.76		9,275.76
580 Travel	185.21	896.45		1,081.66
591 Services Purchased Locally	8,960.00			8,960.00
Total Other Purchased Services	\$197,429.58	\$218,142.57		\$415,572.15
600 Supplies				
610 General Supplies	41,876.28	39,777.96		81,654.24
640 Books and Periodicals	23,516.08	128,895.78		152,411.86
650 Supplies & Fees – Technology Related	93,273.50	170,365.90	14,364.00	278,003.40
Total Supplies	\$158,665.86	\$339,039.64	\$14,364.00	\$512,069.50
700 Property				
752 Capital Equipment – Original and Additional	2,922.00			2,922.00
762 Capitalized Equipment - Replacement		48,385.00		48,385.00
Total Property	\$2,922.00	\$48,385.00		\$51,307.00
800 Other Objects				
810 Dues and Fees	363.64	4,763.31		5,126.95

LEA : 114060853 Brandywine Heights Area SD

Printed 11/27/2019 1:21:53 PM

General Fund (10)

1100 Regular Programs – Elementary / Secondary

	<u>Elementary</u>	<u>Secondary</u>	<u>Federal</u>	<u>Total</u>
Total Other Objects	\$363.64	\$4,763.31		\$5,126.95
Total 1100 Regular Programs – Elementary / Secondary	\$5,517,797.37	\$6,589,361.95	\$262,447.00	\$12,369,606.32

General Fund (10)

1110 Regular Programs

	<u>Elementary</u>	<u>Secondary</u>	<u>Federal</u>	<u>Total</u>
100 Personnel Services – Salaries				
100 Personnel Services – Salaries	3,138,463.00	3,595,451.44		6,733,914.44
Total Personnel Services – Salaries	\$3,138,463.00	\$3,595,451.44		\$6,733,914.44
200 Personnel Services – Employee Benefits				
210 Group Insurance – Contracted Provider	8,564.18	9,376.05		17,940.23
220 Social Security Contributions	241,449.52	270,882.42		512,331.94
230 PSERS Retirement Contributions	889,969.40	1,007,595.58		1,897,564.98
250 Unemployment Compensation	(11.44)	6,433.76		6,422.32
260 Workers' Compensation	20,393.24	22,928.58		43,321.82
270 Group Insurance – Self-Insurance	644,013.89	689,676.56		1,333,690.45
291 Other Retirement Plans	5,661.22	11,493.99		17,155.21
Total Personnel Services – Employee Benefits	\$1,810,040.01	\$2,018,386.94		\$3,828,426.95
300 Purchased Professional and Technical Services				
322 Professional Educational Services – Ius		727.50		727.50
323 Professional Educational Services – Other Educational Agencies	9,179.27	128,504.26		137,683.53
329 Professional Educational Services – Other	66,385.36	96,441.09		162,826.45
Total Purchased Professional and Technical Services	\$75,564.63	\$225,672.85		\$301,237.48
400 Purchased Property Services				
430 Repairs and Maintenance Services	36,416.77	55,316.08		91,732.85
440 Rentals	97,931.88	84,204.12		182,136.00
Total Purchased Property Services	\$134,348.65	\$139,520.20		\$273,868.85
500 Other Purchased Services				
510 Student Transportation Services	1,805.45	746.64		2,552.09
530 Communications		840.00		840.00
561 Tuition To Other School Districts Within the State		9,804.53		9,804.53
562 Tuition To Pennsylvania Charter Schools	185,298.92	197,759.19		383,058.11
568 Tuition To Private Residential Rehabilitative Institutions (PRRI) [In-State] and Detention Centers	1,180.00	8,095.76		9,275.76
580 Travel	185.21	896.45		1,081.66
591 Services Purchased Locally	8,960.00			8,960.00
Total Other Purchased Services	\$197,429.58	\$218,142.57		\$415,572.15
600 Supplies				
610 General Supplies	41,876.28	39,777.96		81,654.24
640 Books and Periodicals	23,516.08	128,895.78		152,411.86
650 Supplies & Fees – Technology Related	93,273.50	170,365.90		263,639.40
Total Supplies	\$158,665.86	\$339,039.64		\$497,705.50
700 Property				
752 Capital Equipment – Original and Additional	2,922.00			2,922.00
762 Capitalized Equipment - Replacement		48,385.00		48,385.00
Total Property	\$2,922.00	\$48,385.00		\$51,307.00
800 Other Objects				
810 Dues and Fees	363.64	4,763.31		5,126.95

LEA : 114060853 Brandywine Heights Area SD

Printed 11/27/2019 1:21:53 PM

General Fund (10)

1110 Regular Programs

	<u>Elementary</u>	<u>Secondary</u>	<u>Federal</u>	<u>Total</u>
Total Other Objects	\$363.64	\$4,763.31		\$5,126.95
Total 1110 Regular Programs	\$5,517,797.37	\$6,589,361.95		\$12,107,159.32

General Fund (10)

1190 Federally-Funded Regular Programs

100 Personnel Services – Salaries

100 Personnel Services – Salaries

Elementary

Secondary

Federal

Total

172,684.03

172,684.03

Total Personnel Services – Salaries

\$172,684.03

\$172,684.03

200 Personnel Services – Employee Benefits

210 Group Insurance – Contracted Provider

374.87

374.87

220 Social Security Contributions

9,526.81

9,526.81

230 PSERS Retirement Contributions

46,135.83

46,135.83

260 Workers' Compensation

999.37

999.37

270 Group Insurance – Self-Insurance

18,362.09

18,362.09

Total Personnel Services – Employee Benefits

\$75,398.97

\$75,398.97

600 Supplies

650 Supplies & Fees – Technology Related

14,364.00

14,364.00

Total Supplies

\$14,364.00

\$14,364.00

Total 1190 Federally-Funded Regular Programs

\$262,447.00

\$262,447.00

General Fund (10)

	<u>Elementary</u>	<u>Secondary</u>	<u>Federal</u>	<u>Total</u>
1200 Special Programs – Elementary / Secondary				
100 Personnel Services – Salaries				
100 Personnel Services – Salaries	807,505.18	859,975.88	114,069.57	1,781,550.63
Total Personnel Services – Salaries	\$807,505.18	\$859,975.88	\$114,069.57	\$1,781,550.63
200 Personnel Services – Employee Benefits				
210 Group Insurance – Contracted Provider	2,099.51	2,122.05	368.40	4,589.96
220 Social Security Contributions	60,525.28	64,817.32	8,378.99	133,721.59
230 PSERS Retirement Contributions	230,276.93	230,740.93	45,116.14	506,134.00
260 Workers' Compensation	16,236.16	5,377.53	977.98	22,591.67
270 Group Insurance – Self-Insurance	151,226.52	158,130.99	29,670.36	339,027.87
Total Personnel Services – Employee Benefits	\$460,364.40	\$461,188.82	\$84,511.87	\$1,006,065.09
300 Purchased Professional and Technical Services				
322 Professional Educational Services – lus	38,372.70	80,095.01		118,467.71
323 Professional Educational Services – Other Educational Agencies	275.00	6,930.00		7,205.00
329 Professional Educational Services – Other	13,276.85	20,272.25		33,549.10
330 Other Professional Services	332,710.26	408,470.56	1,587.00	742,767.82
Total Purchased Professional and Technical Services	\$384,634.81	\$515,767.82	\$1,587.00	\$901,989.63
500 Other Purchased Services				
562 Tuition To Pennsylvania Charter Schools		60,841.13		60,841.13
563 Tuition To Nonpublic Schools	94,826.44	67,685.96		162,512.40
564 Tuition To Career and Technology Centers		24,647.91		24,647.91
567 Tuition To Approved Private Schools (APS) and PA Chartered Schools for the Deaf and Blind	68,999.00	236,356.74		305,355.74
568 Tuition To Private Residential Rehabilitative Institutions (PRRI) [In-State] and Detention Centers	8,175.00	16,229.57		24,404.57
580 Travel		473.69		473.69
591 Services Purchased Locally	1,653.00	2,524.78		4,177.78
594 IU Payment By Withholding for Institutionalized Children's Programs – Special Classes		1,845.05		1,845.05
Total Other Purchased Services	\$173,653.44	\$410,604.83		\$584,258.27
600 Supplies				
610 General Supplies	1,673.11	2,562.68		4,235.79
630 Food		312.30		312.30
640 Books and Periodicals	2,155.07	28,808.26		30,963.33
650 Supplies & Fees – Technology Related	3,271.99	48,972.70		52,244.69
Total Supplies	\$7,100.17	\$80,655.94		\$87,756.11
800 Other Objects				
810 Dues and Fees		548.00		548.00
Total Other Objects		\$548.00		\$548.00
Total 1200 Special Programs – Elementary / Secondary	\$1,833,258.00	\$2,328,741.29	\$200,168.44	\$4,362,167.73

General Fund (10)

1210 Life Skills Support

	<u>Elementary</u>	<u>Secondary</u>	<u>Federal</u>	<u>Total</u>
100 Personnel Services – Salaries				
100 Personnel Services – Salaries		128,327.88		128,327.88
Total Personnel Services – Salaries		\$128,327.88		\$128,327.88
200 Personnel Services – Employee Benefits				
210 Group Insurance – Contracted Provider		326.62		326.62
220 Social Security Contributions		9,703.31		9,703.31
230 PSERS Retirement Contributions		33,474.83		33,474.83
260 Workers' Compensation		709.85		709.85
270 Group Insurance – Self-Insurance		21,415.19		21,415.19
Total Personnel Services – Employee Benefits		\$65,629.80		\$65,629.80
300 Purchased Professional and Technical Services				
322 Professional Educational Services – lus	174.00	9,745.35		9,919.35
329 Professional Educational Services – Other		7,355.65		7,355.65
330 Other Professional Services		155,243.69		155,243.69
Total Purchased Professional and Technical Services	\$174.00	\$172,344.69		\$172,518.69
500 Other Purchased Services				
564 Tuition To Career and Technology Centers		24,647.91		24,647.91
568 Tuition To Private Residential Rehabilitative Institutions (PRRI) [In-State] and Detention Centers		280.00		280.00
591 Services Purchased Locally		2,524.78		2,524.78
Total Other Purchased Services		\$27,452.69		\$27,452.69
600 Supplies				
610 General Supplies		1,507.12		1,507.12
630 Food		312.30		312.30
640 Books and Periodicals		31.63		31.63
650 Supplies & Fees – Technology Related		158.99		158.99
Total Supplies		\$2,010.04		\$2,010.04
800 Other Objects				
810 Dues and Fees		476.50		476.50
Total Other Objects		\$476.50		\$476.50
Total 1210 Life Skills Support	\$174.00	\$396,241.60		\$396,415.60

General Fund (10)

1220 Sensory Support

	<u>Elementary</u>	<u>Secondary</u>	<u>Federal</u>	<u>Total</u>
100 Personnel Services – Salaries				
100 Personnel Services – Salaries	105,330.02	61,814.27		167,144.29
Total Personnel Services – Salaries	\$105,330.02	\$61,814.27		\$167,144.29
200 Personnel Services – Employee Benefits				
210 Group Insurance – Contracted Provider	256.97	154.08		411.05
220 Social Security Contributions	7,878.12	4,619.84		12,497.96
230 PSERS Retirement Contributions	29,490.98	17,310.50		46,801.48
260 Workers' Compensation	660.84	387.66		1,048.50
270 Group Insurance – Self-Insurance	27,760.88	16,656.39		44,417.27
Total Personnel Services – Employee Benefits	\$66,047.79	\$39,128.47		\$105,176.26
300 Purchased Professional and Technical Services				
322 Professional Educational Services – lus	725.70	3,220.96		3,946.66
330 Other Professional Services	12,071.00	18,101.96		30,172.96
Total Purchased Professional and Technical Services	\$12,796.70	\$21,322.92		\$34,119.62
600 Supplies				
610 General Supplies		39.00		39.00
640 Books and Periodicals		66.00		66.00
650 Supplies & Fees – Technology Related		1,257.19		1,257.19
Total Supplies		\$1,362.19		\$1,362.19
Total 1220 Sensory Support	\$184,174.51	\$123,627.85		\$307,802.36

General Fund (10)

1230 Emotional Support

	<u>Elementary</u>	<u>Secondary</u>	<u>Federal</u>	<u>Total</u>
100 Personnel Services – Salaries				
100 Personnel Services – Salaries	58,623.60	214,238.96	60,639.57	333,502.13
Total Personnel Services – Salaries	\$58,623.60	\$214,238.96	\$60,639.57	\$333,502.13
200 Personnel Services – Employee Benefits				
210 Group Insurance – Contracted Provider	205.53	575.40	159.84	940.77
220 Social Security Contributions	4,318.95	15,893.85	4,513.39	24,726.19
230 PSERS Retirement Contributions	16,517.23	59,995.43	27,254.74	103,767.40
260 Workers' Compensation	328.69	1,367.93	535.59	2,232.21
270 Group Insurance – Self-Insurance	22,208.64	53,541.04	7,593.12	83,342.80
Total Personnel Services – Employee Benefits	\$43,579.04	\$131,373.65	\$40,056.68	\$215,009.37
300 Purchased Professional and Technical Services				
322 Professional Educational Services – lus		67,128.70		67,128.70
323 Professional Educational Services – Other Educational Agencies	275.00	6,930.00		7,205.00
329 Professional Educational Services – Other	412.65	8,128.55		8,541.20
330 Other Professional Services	137,442.98	91,107.89	1,587.00	230,137.87
Total Purchased Professional and Technical Services	\$138,130.63	\$173,295.14	\$1,587.00	\$313,012.77
500 Other Purchased Services				
563 Tuition To Nonpublic Schools	94,826.44	59,748.08		154,574.52
567 Tuition To Approved Private Schools (APS) and PA Chartered Schools for the Deaf and Blind	56,374.00	11,600.00		67,974.00
568 Tuition To Private Residential Rehabilitative Institutions (PRRI) [In-State] and Detention Centers	8,175.00	7,803.22		15,978.22
591 Services Purchased Locally	1,653.00			1,653.00
Total Other Purchased Services	\$161,028.44	\$79,151.30		\$240,179.74
600 Supplies				
610 General Supplies	39.00	497.44		536.44
650 Supplies & Fees – Technology Related	984.00	1,416.00		2,400.00
Total Supplies	\$1,023.00	\$1,913.44		\$2,936.44
Total 1230 Emotional Support	\$402,384.71	\$599,972.49	\$102,283.25	\$1,104,640.45

General Fund (10)

1240 Academic Support

	<u>Elementary</u>	<u>Secondary</u>	<u>Federal</u>	<u>Total</u>
100 Personnel Services – Salaries				
100 Personnel Services – Salaries	550,382.85	455,594.77	53,430.00	1,059,407.62
Total Personnel Services – Salaries	\$550,382.85	\$455,594.77	\$53,430.00	\$1,059,407.62
200 Personnel Services – Employee Benefits				
210 Group Insurance – Contracted Provider	1,426.28	1,065.95	208.56	2,700.79
220 Social Security Contributions	41,209.78	34,600.32	3,865.60	79,675.70
230 PSERS Retirement Contributions	158,177.95	119,960.17	17,861.40	295,999.52
260 Workers' Compensation	14,766.38	2,912.09	442.39	18,120.86
270 Group Insurance – Self-Insurance	92,058.59	66,518.37	22,077.24	180,654.20
Total Personnel Services – Employee Benefits	\$307,638.98	\$225,056.90	\$44,455.19	\$577,151.07
300 Purchased Professional and Technical Services				
322 Professional Educational Services – lus	18,075.00			18,075.00
329 Professional Educational Services – Other	12,235.40	4,788.05		17,023.45
330 Other Professional Services	137,639.69	136,248.42		273,888.11
Total Purchased Professional and Technical Services	\$167,950.09	\$141,036.47		\$308,986.56
500 Other Purchased Services				
563 Tuition To Nonpublic Schools		4,737.88		4,737.88
567 Tuition To Approved Private Schools (APS) and PA Chartered Schools for the Deaf and Blind	12,625.00			12,625.00
568 Tuition To Private Residential Rehabilitative Institutions (PRRI) [In-State] and Detention Centers		7,783.66		7,783.66
580 Travel		473.69		473.69
Total Other Purchased Services	\$12,625.00	\$12,995.23		\$25,620.23
600 Supplies				
610 General Supplies	1,634.11	519.12		2,153.23
640 Books and Periodicals	2,155.07	28,710.63		30,865.70
650 Supplies & Fees – Technology Related	2,287.99	46,140.52		48,428.51
Total Supplies	\$6,077.17	\$75,370.27		\$81,447.44
800 Other Objects				
810 Dues and Fees		71.50		71.50
Total Other Objects		\$71.50		\$71.50
Total 1240 Academic Support	\$1,044,674.09	\$910,125.14	\$97,885.19	\$2,052,684.42

General Fund (10)

1241 Learning Support – Public

	<u>Elementary</u>	<u>Secondary</u>	<u>Federal</u>	<u>Total</u>
100 Personnel Services – Salaries				
100 Personnel Services – Salaries	430,228.61	352,449.56	53,430.00	836,108.17
Total Personnel Services – Salaries	\$430,228.61	\$352,449.56	\$53,430.00	\$836,108.17
200 Personnel Services – Employee Benefits				
210 Group Insurance – Contracted Provider	1,173.65	868.81	208.56	2,251.02
220 Social Security Contributions	32,081.01	26,804.69	3,865.60	62,751.30
230 PSERS Retirement Contributions	124,638.28	91,997.67	17,861.40	234,497.35
260 Workers' Compensation	2,744.71	2,322.46	442.39	5,509.56
270 Group Insurance – Self-Insurance	75,165.73	48,012.01	22,077.24	145,254.98
Total Personnel Services – Employee Benefits	\$235,803.38	\$170,005.64	\$44,455.19	\$450,264.21
300 Purchased Professional and Technical Services				
322 Professional Educational Services – lus	18,075.00			18,075.00
329 Professional Educational Services – Other	6,183.20	4,788.05		10,971.25
330 Other Professional Services	137,639.69	136,248.42		273,888.11
Total Purchased Professional and Technical Services	\$161,897.89	\$141,036.47		\$302,934.36
500 Other Purchased Services				
567 Tuition To Approved Private Schools (APS) and PA Chartered Schools for the Deaf and Blind	12,625.00			12,625.00
580 Travel		473.69		473.69
Total Other Purchased Services	\$12,625.00	\$473.69		\$13,098.69
600 Supplies				
610 General Supplies	1,634.11	519.12		2,153.23
640 Books and Periodicals	2,155.07	28,349.78		30,504.85
650 Supplies & Fees – Technology Related	2,287.99	46,102.01		48,390.00
Total Supplies	\$6,077.17	\$74,970.91		\$81,048.08
800 Other Objects				
810 Dues and Fees		71.50		71.50
Total Other Objects		\$71.50		\$71.50
Total 1241 Learning Support – Public	\$846,632.05	\$739,007.77	\$97,885.19	\$1,683,525.01

LEA : 114060853 Brandywine Heights Area SD

Printed 11/27/2019 1:21:53 PM

General Fund (10)

1242 Learning Support – PRRI

500 Other Purchased Services

563 Tuition To Nonpublic Schools

568 Tuition To Private Residential Rehabilitative Institutions (PRRI) [In-State] and Detention Centers

Total Other Purchased Services

Total 1242 Learning Support – PRRI

Elementary

Secondary

Federal

Total

4,737.88

4,737.88

7,783.66

7,783.66

\$12,521.54

\$12,521.54

\$12,521.54

\$12,521.54

General Fund (10)

1243 Gifted Support

	<u>Elementary</u>	<u>Secondary</u>	<u>Federal</u>	<u>Total</u>
100 Personnel Services – Salaries				
100 Personnel Services – Salaries	120,154.24	103,145.21		223,299.45
Total Personnel Services – Salaries	\$120,154.24	\$103,145.21		\$223,299.45
200 Personnel Services – Employee Benefits				
210 Group Insurance – Contracted Provider	252.63	197.14		449.77
220 Social Security Contributions	9,128.77	7,795.63		16,924.40
230 PSERS Retirement Contributions	33,539.67	27,962.50		61,502.17
260 Workers' Compensation	12,021.67	589.63		12,611.30
270 Group Insurance – Self-Insurance	16,892.86	18,506.36		35,399.22
Total Personnel Services – Employee Benefits	\$71,835.60	\$55,051.26		\$126,886.86
300 Purchased Professional and Technical Services				
329 Professional Educational Services – Other	6,052.20			6,052.20
Total Purchased Professional and Technical Services	\$6,052.20			\$6,052.20
600 Supplies				
640 Books and Periodicals		360.85		360.85
650 Supplies & Fees – Technology Related		38.51		38.51
Total Supplies		\$399.36		\$399.36
Total 1243 Gifted Support	\$198,042.04	\$158,595.83		\$356,637.87

LEA : 114060853 Brandywine Heights Area SD

Printed 11/27/2019 1:21:53 PM

General Fund (10)

1260 Physical Support

300 Purchased Professional and Technical Services

	<u>Elementary</u>	<u>Secondary</u>	<u>Federal</u>	<u>Total</u>
330 Other Professional Services	45,556.59	7,768.60		53,325.19
Total Purchased Professional and Technical Services	\$45,556.59	\$7,768.60		\$53,325.19
Total 1260 Physical Support	\$45,556.59	\$7,768.60		\$53,325.19

General Fund (10)

1280 Early Intervention Support

	<u>Elementary</u>	<u>Secondary</u>	<u>Federal</u>	<u>Total</u>
100 Personnel Services – Salaries				
100 Personnel Services – Salaries	93,168.71			93,168.71
Total Personnel Services – Salaries	\$93,168.71			\$93,168.71
200 Personnel Services – Employee Benefits				
210 Group Insurance – Contracted Provider	210.73			210.73
220 Social Security Contributions	7,118.43			7,118.43
230 PSERS Retirement Contributions	26,090.77			26,090.77
260 Workers' Compensation	480.25			480.25
270 Group Insurance – Self-Insurance	9,198.41			9,198.41
Total Personnel Services – Employee Benefits	\$43,098.59			\$43,098.59
300 Purchased Professional and Technical Services				
322 Professional Educational Services – lus	19,398.00			19,398.00
329 Professional Educational Services – Other	628.80			628.80
Total Purchased Professional and Technical Services	\$20,026.80			\$20,026.80
Total 1280 Early Intervention Support	\$156,294.10			\$156,294.10

LEA : 114060853 Brandywine Heights Area SD

Printed 11/27/2019 1:21:53 PM

General Fund (10)

1290 Special Programs - Other Support

500 Other Purchased Services

	<u>Elementary</u>	<u>Secondary</u>	<u>Federal</u>	<u>Total</u>
562 Tuition To Pennsylvania Charter Schools		60,841.13		60,841.13
563 Tuition To Nonpublic Schools		3,200.00		3,200.00
567 Tuition To Approved Private Schools (APS) and PA Chartered Schools for the Deaf and Blind		224,756.74		224,756.74
568 Tuition To Private Residential Rehabilitative Institutions (PRRI) [In-State] and Detention Centers		362.69		362.69
594 IU Payment By Withholding for Institutionalized Children's Programs – Special Classes		1,845.05		1,845.05
Total Other Purchased Services		\$291,005.61		\$291,005.61
Total 1290 Special Programs - Other Support		\$291,005.61		\$291,005.61

LEA : 114060853 Brandywine Heights Area SD

Printed 11/27/2019 1:21:53 PM

General Fund (10)

1300 Vocational Education

Elementary

Secondary

Federal

Total

500 Other Purchased Services

564 Tuition To Career and Technology Centers

584,936.04

584,936.04

Total Other Purchased Services

\$584,936.04

\$584,936.04

Total 1300 Vocational Education

\$584,936.04

\$584,936.04

General Fund (10)

	<u>Elementary</u>	<u>Secondary</u>	<u>Federal</u>	<u>Total</u>
1400 Other Instructional Programs – Elementary / Secondary				
100 Personnel Services – Salaries				
100 Personnel Services – Salaries	312.50			312.50
Total Personnel Services – Salaries	\$312.50			\$312.50
200 Personnel Services – Employee Benefits				
220 Social Security Contributions	23.29			23.29
230 PSERS Retirement Contributions	87.51			87.51
260 Workers’ Compensation	1.89			1.89
Total Personnel Services – Employee Benefits	\$112.69			\$112.69
300 Purchased Professional and Technical Services				
323 Professional Educational Services – Other Educational Agencies		3,725.00		3,725.00
Total Purchased Professional and Technical Services		\$3,725.00		\$3,725.00
Total 1400 Other Instructional Programs – Elementary / Secondary	\$425.19	\$3,725.00		\$4,150.19

LEA : 114060853 Brandywine Heights Area SD

Printed 11/27/2019 1:21:53 PM

General Fund (10)

1420 Summer School

Elementary

Secondary

Federal

Total

300 Purchased Professional and Technical Services

323 Professional Educational Services – Other Educational Agencies

3,725.00

3,725.00

Total Purchased Professional and Technical Services

\$3,725.00

\$3,725.00

Total 1420 Summer School

\$3,725.00

\$3,725.00

General Fund (10)

1430 Homebound Instruction

100 Personnel Services – Salaries

100 Personnel Services – Salaries

Elementary

Secondary

Federal

Total

312.50

312.50

Total Personnel Services – Salaries

\$312.50

\$312.50

200 Personnel Services – Employee Benefits

220 Social Security Contributions

23.29

23.29

230 PSERS Retirement Contributions

87.51

87.51

260 Workers' Compensation

1.89

1.89

Total Personnel Services – Employee Benefits

\$112.69

\$112.69

Total 1430 Homebound Instruction

\$425.19

\$425.19

General Fund (10)

2000 Support Services

Total

100 Personnel Services – Salaries

100 Personnel Services – Salaries 3,395,755.07

Total Personnel Services – Salaries \$3,395,755.07

200 Personnel Services – Employee Benefits

210 Group Insurance – Contracted Provider 15,612.28

220 Social Security Contributions 243,647.79

230 PSERS Retirement Contributions 878,261.40

240 Tuition Reimbursement 84,661.51

250 Unemployment Compensation 23.84

260 Workers' Compensation 21,496.56

270 Group Insurance – Self-Insurance 554,351.75

291 Other Retirement Plans 19,670.73

Total Personnel Services – Employee Benefits \$1,817,725.86

300 Purchased Professional and Technical Services

310 Official / Administrative Services 35,726.10

322 Professional Educational Services – Ius 900.00

329 Professional Educational Services – Other 8,724.60

330 Other Professional Services 299,374.61

340 Technical Services 277,072.02

360 Employee Training and Development Services 53,422.80

390 Other Purchased Professional and Technical Services 3,810.00

Total Purchased Professional and Technical Services \$679,030.13

400 Purchased Property Services

410 Cleaning Services 68,481.71

420 Utility Services 38,529.00

430 Repairs and Maintenance Services 411,455.03

440 Rentals 58,028.89

Total Purchased Property Services \$576,494.63

500 Other Purchased Services

510 Student Transportation Services 1,552.26

513 Contracted Carriers 1,518,016.35

520 Insurance – General 19,716.00

521 Fire Insurance 53,511.00

522 Automotive Liability Insurance 3,323.00

523 General Property and Liability Insurance 20,402.00

530 Communications 62,475.12

549 Other Advertising/Public Relations 13,408.70

550 Printing and Binding 3,931.12

580 Travel 9,548.53

595 IU Payments By Withholding 23,527.86

Total Other Purchased Services \$1,729,411.94

600 Supplies

610 General Supplies 140,249.66

620 Energy 460,266.72

LEA : 114060853 Brandywine Heights Area SD

Printed 11/27/2019 1:22:04 PM

General Fund (10)

2000 Support Services

Total

600 Supplies

630 Food	4,400.25
640 Books and Periodicals	24,202.20
650 Supplies & Fees – Technology Related	207,049.37

Total Supplies	\$836,168.20
-----------------------	---------------------

700 Property

752 Capital Equipment – Original and Additional	88,443.50
762 Capitalized Equipment - Replacement	24,434.05
766 Capitalized Technology Equipment – Replacement	2,961.99

Total Property	\$115,839.54
-----------------------	---------------------

800 Other Objects

810 Dues and Fees	34,547.60
890 Miscellaneous Expenditures	4,424.00

Total Other Objects	\$38,971.60
----------------------------	--------------------

Total 2000 Support Services	\$9,189,396.97
------------------------------------	-----------------------

General Fund (10)

	<u>Elementary</u>	<u>Secondary</u>	<u>Federal</u>	<u>Total</u>
2100 Support Services – Students				
100 Personnel Services – Salaries				
100 Personnel Services – Salaries	273,081.63	331,676.25	39,165.54	684,730.49
Total Personnel Services – Salaries	\$273,081.63	\$331,676.25	\$39,165.54	\$684,730.49
200 Personnel Services – Employee Benefits				
210 Group Insurance – Contracted Provider	672.13	941.04	93.68	1,900.20
220 Social Security Contributions	20,631.78	25,293.82	2,896.51	51,913.77
230 PSERS Retirement Contributions	74,788.83	88,063.39	13,082.13	187,129.05
260 Workers' Compensation	1,707.48	2,070.40	325.90	4,351.39
270 Group Insurance – Self-Insurance	54,069.46	36,294.65	9,934.80	106,629.18
Total Personnel Services – Employee Benefits	\$151,869.68	\$152,663.30	\$26,333.02	\$351,923.59
300 Purchased Professional and Technical Services				
330 Other Professional Services		18,230.81		18,230.81
Total Purchased Professional and Technical Services		\$18,230.81		\$18,230.81
400 Purchased Property Services				
430 Repairs and Maintenance Services		2,979.06		2,979.06
Total Purchased Property Services		\$2,979.06		\$2,979.06
500 Other Purchased Services				
510 Student Transportation Services	75.36	1,476.90		1,552.26
530 Communications	48.12	48.13		96.25
Total Other Purchased Services	\$123.48	\$1,525.03		\$1,648.51
600 Supplies				
610 General Supplies	660.91	569.13		1,230.04
640 Books and Periodicals	2,329.27	704.37		3,033.64
650 Supplies & Fees – Technology Related	14,186.36	13,951.14		28,137.50
Total Supplies	\$17,176.54	\$15,224.64		\$32,401.18
800 Other Objects				
810 Dues and Fees	200.00	554.00		754.00
890 Miscellaneous Expenditures		4,424.00		4,424.00
Total Other Objects	\$200.00	\$4,978.00		\$5,178.00
Total 2100 Support Services – Students	\$442,451.33	\$527,277.09	\$65,498.56	\$1,097,091.64

General Fund (10)

2110 Supervision of Student Services

	<u>Elementary</u>	<u>Secondary</u>	<u>Federal</u>	<u>Total</u>
100 Personnel Services – Salaries				
100 Personnel Services – Salaries	20,627.31	20,627.32		41,254.63
Total Personnel Services – Salaries	\$20,627.31	\$20,627.32		\$41,254.63
200 Personnel Services – Employee Benefits				
210 Group Insurance – Contracted Provider	80.04	80.06		160.10
220 Social Security Contributions	1,582.01	1,582.01		3,164.02
230 PSERS Retirement Contributions	5,728.53	5,728.53		11,457.06
260 Workers' Compensation	128.14	128.15		256.29
270 Group Insurance – Self-Insurance	2,839.38	2,839.40		5,678.78
Total Personnel Services – Employee Benefits	\$10,358.10	\$10,358.15		\$20,716.25
500 Other Purchased Services				
530 Communications	48.12	48.13		96.25
Total Other Purchased Services	\$48.12	\$48.13		\$96.25
800 Other Objects				
810 Dues and Fees	200.00	200.00		400.00
890 Miscellaneous Expenditures		4,424.00		4,424.00
Total Other Objects	\$200.00	\$4,624.00		\$4,824.00
Total 2110 Supervision of Student Services	\$31,233.53	\$35,657.60		\$66,891.13

General Fund (10)

2111 Supervision of Student Services – Head of Component

	<u>Elementary</u>	<u>Secondary</u>	<u>Federal</u>	<u>Total</u>
100 Personnel Services – Salaries				
100 Personnel Services – Salaries	20,627.31	20,627.32		41,254.63
Total Personnel Services – Salaries	\$20,627.31	\$20,627.32		\$41,254.63
200 Personnel Services – Employee Benefits				
210 Group Insurance – Contracted Provider	80.04	80.06		160.10
220 Social Security Contributions	1,582.01	1,582.01		3,164.02
230 PSERS Retirement Contributions	5,728.53	5,728.53		11,457.06
260 Workers' Compensation	128.14	128.15		256.29
270 Group Insurance – Self-Insurance	2,839.38	2,839.40		5,678.78
Total Personnel Services – Employee Benefits	\$10,358.10	\$10,358.15		\$20,716.25
500 Other Purchased Services				
530 Communications	48.12	48.13		96.25
Total Other Purchased Services	\$48.12	\$48.13		\$96.25
800 Other Objects				
810 Dues and Fees	200.00	200.00		400.00
890 Miscellaneous Expenditures		4,424.00		4,424.00
Total Other Objects	\$200.00	\$4,624.00		\$4,824.00
Total 2111 Supervision of Student Services – Head of Component	\$31,233.53	\$35,657.60		\$66,891.13

General Fund (10)

	<u>Elementary</u>	<u>Secondary</u>	<u>Federal</u>	<u>Total</u>
2120 Guidance Services				
100 Personnel Services – Salaries				
100 Personnel Services – Salaries	204,585.23	249,722.24		454,307.47
Total Personnel Services – Salaries	\$204,585.23	\$249,722.24		\$454,307.47
200 Personnel Services – Employee Benefits				
210 Group Insurance – Contracted Provider	478.88	655.45		1,134.33
220 Social Security Contributions	15,465.45	19,129.58		34,595.03
230 PSERS Retirement Contributions	55,666.33	65,167.57		120,833.90
260 Workers' Compensation	1,277.98	1,558.34		2,836.32
270 Group Insurance – Self-Insurance	39,015.37	16,922.81		55,938.18
Total Personnel Services – Employee Benefits	\$111,904.01	\$103,433.75		\$215,337.76
300 Purchased Professional and Technical Services				
330 Other Professional Services		18,230.81		18,230.81
Total Purchased Professional and Technical Services		\$18,230.81		\$18,230.81
400 Purchased Property Services				
430 Repairs and Maintenance Services		2,979.06		2,979.06
Total Purchased Property Services		\$2,979.06		\$2,979.06
500 Other Purchased Services				
510 Student Transportation Services	75.36	1,476.90		1,552.26
Total Other Purchased Services	\$75.36	\$1,476.90		\$1,552.26
600 Supplies				
610 General Supplies	240.91	134.57		375.48
640 Books and Periodicals	39.85	57.00		96.85
650 Supplies & Fees – Technology Related	13,751.96	13,516.64		27,268.60
Total Supplies	\$14,032.72	\$13,708.21		\$27,740.93
800 Other Objects				
810 Dues and Fees		354.00		354.00
Total Other Objects		\$354.00		\$354.00
Total 2120 Guidance Services	\$330,597.32	\$389,904.97		\$720,502.29

General Fund (10)

2140 Psychological Services

	<u>Elementary</u>	<u>Secondary</u>	<u>Federal</u>	<u>Total</u>
100 Personnel Services – Salaries				
100 Personnel Services – Salaries	47,869.09	61,326.69	39,165.54	148,361.32
Total Personnel Services – Salaries	\$47,869.09	\$61,326.69	\$39,165.54	\$148,361.32
200 Personnel Services – Employee Benefits				
210 Group Insurance – Contracted Provider	113.21	205.53	93.68	412.42
220 Social Security Contributions	3,584.32	4,582.23	2,896.51	11,063.06
230 PSERS Retirement Contributions	13,393.97	17,167.29	13,082.13	43,643.39
260 Workers' Compensation	301.36	383.91	325.90	1,011.17
270 Group Insurance – Self-Insurance	12,214.71	16,532.44	9,934.80	38,681.95
Total Personnel Services – Employee Benefits	\$29,607.57	\$38,871.40	\$26,333.02	\$94,811.99
600 Supplies				
610 General Supplies	420.00	434.56		854.56
640 Books and Periodicals	2,289.42	647.37		2,936.79
650 Supplies & Fees – Technology Related	434.40	434.50		868.90
Total Supplies	\$3,143.82	\$1,516.43		\$4,660.25
Total 2140 Psychological Services	\$80,620.48	\$101,714.52	\$65,498.56	\$247,833.56

General Fund (10)

2170 Student Accounting Services

Elementary

Secondary

Federal

Total

100 Personnel Services – Salaries

100 Personnel Services – Salaries

40,807.07

Total Personnel Services – Salaries

\$40,807.07

200 Personnel Services – Employee Benefits

210 Group Insurance – Contracted Provider

193.35

220 Social Security Contributions

3,091.66

230 PSERS Retirement Contributions

11,194.70

260 Workers' Compensation

247.61

270 Group Insurance – Self-Insurance

6,330.27

Total Personnel Services – Employee Benefits

\$21,057.59

Total 2170 Student Accounting Services

\$61,864.66

General Fund (10)

	<u>Elementary</u>	<u>Secondary</u>	<u>Federal</u>	<u>Total</u>
2200 Support Services – Instructional Staff				
100 Personnel Services – Salaries				
100 Personnel Services – Salaries	316,808.27	361,218.83		678,027.10
Total Personnel Services – Salaries	\$316,808.27	\$361,218.83		\$678,027.10
200 Personnel Services – Employee Benefits				
210 Group Insurance – Contracted Provider	1,047.39	1,115.86		2,163.25
220 Social Security Contributions	24,023.11	27,352.08		51,375.19
230 PSERS Retirement Contributions	84,171.44	96,535.94		180,707.38
240 Tuition Reimbursement	48,992.11	28,213.38		77,205.49
260 Workers' Compensation	2,203.93	2,442.94		4,646.87
270 Group Insurance – Self-Insurance	35,706.32	50,315.60		86,021.92
291 Other Retirement Plans	5,758.34	3,715.61		9,473.95
Total Personnel Services – Employee Benefits	\$201,902.64	\$209,691.41		\$411,594.05
300 Purchased Professional and Technical Services				
322 Professional Educational Services – lus	450.00	450.00		900.00
329 Professional Educational Services – Other	2,674.10	6,050.50		8,724.60
360 Employee Training and Development Services	24,465.70	27,469.10		51,934.80
Total Purchased Professional and Technical Services	\$27,589.80	\$33,969.60		\$61,559.40
400 Purchased Property Services				
430 Repairs and Maintenance Services	3,721.05	3,721.07		7,442.12
Total Purchased Property Services	\$3,721.05	\$3,721.07		\$7,442.12
500 Other Purchased Services				
530 Communications	1,090.17	1,090.19		2,180.36
550 Printing and Binding	23.59	23.59		47.18
580 Travel	1,179.39	2,871.41		4,050.80
Total Other Purchased Services	\$2,293.15	\$3,985.19		\$6,278.34
600 Supplies				
610 General Supplies	3,375.94	3,945.29		7,321.23
630 Food	1,350.90	1,350.91		2,701.81
640 Books and Periodicals	6,649.91	12,459.76		19,109.67
650 Supplies & Fees – Technology Related	15,899.37	22,420.29		38,319.66
Total Supplies	\$27,276.12	\$40,176.25		\$67,452.37
700 Property				
752 Capital Equipment – Original and Additional		3,006.50		3,006.50
Total Property		\$3,006.50		\$3,006.50
800 Other Objects				
810 Dues and Fees	644.07	596.60		1,240.67
Total Other Objects	\$644.07	\$596.60		\$1,240.67
Total 2200 Support Services – Instructional Staff	\$580,235.10	\$656,365.45		\$1,236,600.55

General Fund (10)

2220 Technology Support Services

100 Personnel Services – Salaries

100 Personnel Services – Salaries

Total Personnel Services – Salaries

200 Personnel Services – Employee Benefits

210 Group Insurance – Contracted Provider

220 Social Security Contributions

230 PSERS Retirement Contributions

260 Workers' Compensation

270 Group Insurance – Self-Insurance

Total Personnel Services – Employee Benefits

500 Other Purchased Services

530 Communications

580 Travel

Total Other Purchased Services

Total 2220 Technology Support Services

	<u>Elementary</u>	<u>Secondary</u>	<u>Federal</u>	<u>Total</u>
100 Personnel Services – Salaries	27,967.05	27,967.06		55,934.11
Total Personnel Services – Salaries	\$27,967.05	\$27,967.06		\$55,934.11
200 Personnel Services – Employee Benefits				
210 Group Insurance – Contracted Provider	84.92	84.95		169.87
220 Social Security Contributions	2,149.50	2,149.51		4,299.01
230 PSERS Retirement Contributions	6,939.42	6,939.42		13,878.84
260 Workers' Compensation	175.85	175.86		351.71
270 Group Insurance – Self-Insurance	1,623.61	1,623.62		3,247.23
Total Personnel Services – Employee Benefits	\$10,973.30	\$10,973.36		\$21,946.66
500 Other Purchased Services				
530 Communications	84.00	84.00		168.00
580 Travel	18.82	18.82		37.64
Total Other Purchased Services	\$102.82	\$102.82		\$205.64
Total 2220 Technology Support Services	\$39,043.17	\$39,043.24		\$78,086.41

General Fund (10)

2240 Computer-Assisted Instruction Support Services

	<u>Elementary</u>	<u>Secondary</u>	<u>Federal</u>	<u>Total</u>
100 Personnel Services – Salaries				
100 Personnel Services – Salaries	67,331.47	67,331.47		134,662.94
Total Personnel Services – Salaries	\$67,331.47	\$67,331.47		\$134,662.94
200 Personnel Services – Employee Benefits				
210 Group Insurance – Contracted Provider	290.58	290.60		581.18
220 Social Security Contributions	4,959.99	4,960.00		9,919.99
230 PSERS Retirement Contributions	17,396.21	17,396.22		34,792.43
260 Workers' Compensation	418.76	418.77		837.53
270 Group Insurance – Self-Insurance	11,607.30	11,607.32		23,214.62
Total Personnel Services – Employee Benefits	\$34,672.84	\$34,672.91		\$69,345.75
500 Other Purchased Services				
530 Communications	680.29	680.29		1,360.58
580 Travel	283.01	283.02		566.03
Total Other Purchased Services	\$963.30	\$963.31		\$1,926.61
600 Supplies				
610 General Supplies	589.60	589.60		1,179.20
650 Supplies & Fees – Technology Related	396.45	396.45		792.90
Total Supplies	\$986.05	\$986.05		\$1,972.10
800 Other Objects				
810 Dues and Fees	17.50	17.50		35.00
Total Other Objects	\$17.50	\$17.50		\$35.00
Total 2240 Computer-Assisted Instruction Support Services	\$103,971.16	\$103,971.24		\$207,942.40

General Fund (10)

2250 School Library Services

	<u>Elementary</u>	<u>Secondary</u>	<u>Federal</u>	<u>Total</u>
100 Personnel Services – Salaries				
100 Personnel Services – Salaries	99,426.50	150,324.04		249,750.54
Total Personnel Services – Salaries	\$99,426.50	\$150,324.04		\$249,750.54
200 Personnel Services – Employee Benefits				
210 Group Insurance – Contracted Provider	265.11	333.50		598.61
220 Social Security Contributions	7,585.49	11,387.26		18,972.75
230 PSERS Retirement Contributions	27,249.32	41,430.37		68,679.69
260 Workers' Compensation	699.75	978.00		1,677.75
270 Group Insurance – Self-Insurance	11,721.16	26,330.39		38,051.55
291 Other Retirement Plans	5,758.34	3,715.61		9,473.95
Total Personnel Services – Employee Benefits	\$53,279.17	\$84,175.13		\$137,454.30
300 Purchased Professional and Technical Services				
329 Professional Educational Services – Other	736.09	1,720.16		2,456.25
Total Purchased Professional and Technical Services	\$736.09	\$1,720.16		\$2,456.25
600 Supplies				
610 General Supplies	404.24	973.57		1,377.81
640 Books and Periodicals	6,494.19	12,304.03		18,798.22
650 Supplies & Fees – Technology Related	7,006.72	13,527.62		20,534.34
Total Supplies	\$13,905.15	\$26,805.22		\$40,710.37
700 Property				
752 Capital Equipment – Original and Additional		3,006.50		3,006.50
Total Property		\$3,006.50		\$3,006.50
800 Other Objects				
810 Dues and Fees	419.57	372.10		791.67
Total Other Objects	\$419.57	\$372.10		\$791.67
Total 2250 School Library Services	\$167,766.48	\$266,403.15		\$434,169.63

General Fund (10)

2260 Instruction and Curriculum Development Services

	<u>Elementary</u>	<u>Secondary</u>	<u>Federal</u>	<u>Total</u>
100 Personnel Services – Salaries				
100 Personnel Services – Salaries	121,996.25	115,596.26		237,592.51
Total Personnel Services – Salaries	\$121,996.25	\$115,596.26		\$237,592.51
200 Personnel Services – Employee Benefits				
210 Group Insurance – Contracted Provider	406.78	406.81		813.59
220 Social Security Contributions	9,321.41	8,855.31		18,176.72
230 PSERS Retirement Contributions	32,562.19	30,769.93		63,332.12
260 Workers' Compensation	909.05	870.31		1,779.36
270 Group Insurance – Self-Insurance	10,754.25	10,754.27		21,508.52
Total Personnel Services – Employee Benefits	\$53,953.68	\$51,656.63		\$105,610.31
400 Purchased Property Services				
430 Repairs and Maintenance Services	3,721.05	3,721.07		7,442.12
Total Purchased Property Services	\$3,721.05	\$3,721.07		\$7,442.12
500 Other Purchased Services				
530 Communications	325.88	325.90		651.78
550 Printing and Binding	23.59	23.59		47.18
580 Travel	413.39	413.39		826.78
Total Other Purchased Services	\$762.86	\$762.88		\$1,525.74
600 Supplies				
610 General Supplies	1,049.93	1,049.94		2,099.87
630 Food	648.36	648.36		1,296.72
640 Books and Periodicals	23.97	23.98		47.95
650 Supplies & Fees – Technology Related	6,950.84	6,950.85		13,901.69
Total Supplies	\$8,673.10	\$8,673.13		\$17,346.23
800 Other Objects				
810 Dues and Fees	207.00	207.00		414.00
Total Other Objects	\$207.00	\$207.00		\$414.00
Total 2260 Instruction and Curriculum Development Services	\$189,313.94	\$180,616.97		\$369,930.91

General Fund (10)

2270 Instructional Staff Professional Development Services	<u>Elementary</u>	<u>Secondary</u>	<u>Federal</u>	<u>Total</u>
100 Personnel Services – Salaries				
100 Personnel Services – Salaries	87.00			87.00
Total Personnel Services – Salaries	\$87.00			\$87.00
200 Personnel Services – Employee Benefits				
220 Social Security Contributions	6.72			6.72
230 PSERS Retirement Contributions	24.30			24.30
240 Tuition Reimbursement	48,992.11	28,213.38		77,205.49
260 Workers' Compensation	0.52			0.52
Total Personnel Services – Employee Benefits	\$49,023.65	\$28,213.38		\$77,237.03
300 Purchased Professional and Technical Services				
322 Professional Educational Services – Ius	450.00	450.00		900.00
329 Professional Educational Services – Other	1,938.01	4,330.34		6,268.35
360 Employee Training and Development Services	24,465.70	27,469.10		51,934.80
Total Purchased Professional and Technical Services	\$26,853.71	\$32,249.44		\$59,103.15
500 Other Purchased Services				
580 Travel	464.17	2,156.18		2,620.35
Total Other Purchased Services	\$464.17	\$2,156.18		\$2,620.35
600 Supplies				
610 General Supplies	1,131.72	1,131.73		2,263.45
630 Food	702.54	702.55		1,405.09
640 Books and Periodicals	131.75	131.75		263.50
650 Supplies & Fees – Technology Related	1,545.36	1,545.37		3,090.73
Total Supplies	\$3,511.37	\$3,511.40		\$7,022.77
Total 2270 Instructional Staff Professional Development Services	\$79,939.90	\$66,130.40		\$146,070.30

LEA : 114060853 Brandywine Heights Area SD

Printed 11/27/2019 1:22:04 PM

General Fund (10)

2290 Other Instructional Staff Services

600 Supplies

610 General Supplies

Total Supplies

Total 2290 Other Instructional Staff Services

Elementary

Secondary

Federal

Total

200.45

200.45

400.90

\$200.45

\$200.45

\$400.90

\$200.45

\$200.45

\$400.90

General Fund (10)

2300 Support Services – Administration

	<u>Elementary</u>	<u>Secondary</u>	<u>Federal</u>	<u>Total</u>
100 Personnel Services – Salaries				
100 Personnel Services – Salaries	282,308.93	316,401.25		801,948.87
Total Personnel Services – Salaries	\$282,308.93	\$316,401.25		\$801,948.87
200 Personnel Services – Employee Benefits				
210 Group Insurance – Contracted Provider	1,059.24	1,315.13		3,178.04
220 Social Security Contributions	18,041.21	16,045.33		48,194.09
230 PSERS Retirement Contributions	77,348.29	59,311.08		187,476.20
260 Workers' Compensation	1,754.70	1,971.96		4,867.61
270 Group Insurance – Self-Insurance	39,143.85	42,756.92		117,293.86
291 Other Retirement Plans		5,728.95		5,728.95
Total Personnel Services – Employee Benefits	\$137,347.29	\$127,129.37		\$366,738.75
300 Purchased Professional and Technical Services				
310 Official / Administrative Services				35,326.10
330 Other Professional Services				46,909.00
340 Technical Services				2,555.24
390 Other Purchased Professional and Technical Services				160.00
Total Purchased Professional and Technical Services				\$84,950.34
400 Purchased Property Services				
430 Repairs and Maintenance Services	4,945.98	6,210.36		11,156.34
440 Rentals				3,187.64
Total Purchased Property Services	\$4,945.98	\$6,210.36		\$14,343.98
500 Other Purchased Services				
520 Insurance – General				19,716.00
530 Communications	1,634.06	1,427.78		33,351.66
549 Other Advertising/Public Relations				13,408.70
550 Printing and Binding	15.57	505.23		3,763.00
580 Travel	9.90	126.44		1,741.40
Total Other Purchased Services	\$1,659.53	\$2,059.45		\$71,980.76
600 Supplies				
610 General Supplies	2,091.07	4,378.14		14,641.18
630 Food	351.65	414.82		1,160.61
640 Books and Periodicals	467.93	1,248.56		2,058.89
650 Supplies & Fees – Technology Related	270.33	66.49		7,491.81
Total Supplies	\$3,180.98	\$6,108.01		\$25,352.49
800 Other Objects				
810 Dues and Fees	1,625.35	1,029.65		20,840.54
Total Other Objects	\$1,625.35	\$1,029.65		\$20,840.54
Total 2300 Support Services – Administration	\$431,068.06	\$458,938.09		\$1,386,155.73

General Fund (10)

2310 Board Services

Elementary Secondary Federal Total

100	<u>Personnel Services – Salaries</u>			
	100 Personnel Services – Salaries			9,463.48
Total Personnel Services – Salaries				\$9,463.48
200	<u>Personnel Services – Employee Benefits</u>			
	210 Group Insurance – Contracted Provider			31.23
	220 Social Security Contributions			684.98
	230 PSERS Retirement Contributions			2,610.23
	260 Workers' Compensation			58.61
	270 Group Insurance – Self-Insurance			4,476.69
Total Personnel Services – Employee Benefits				\$7,861.74
300	<u>Purchased Professional and Technical Services</u>			
	390 Other Purchased Professional and Technical Services			160.00
Total Purchased Professional and Technical Services				\$160.00
500	<u>Other Purchased Services</u>			
	520 Insurance – General			19,300.00
	549 Other Advertising/Public Relations			8,408.70
Total Other Purchased Services				\$27,708.70
600	<u>Supplies</u>			
	610 General Supplies			755.83
	630 Food			197.57
Total Supplies				\$953.40
800	<u>Other Objects</u>			
	810 Dues and Fees			10,377.54
Total Other Objects				\$10,377.54
Total 2310 Board Services				\$56,524.86

LEA : 114060853 Brandywine Heights Area SD

Printed 11/27/2019 1:22:04 PM

General Fund (10)

2320 Board Treasurer Services

Elementary

Secondary

Federal

Total

500 Other Purchased Services

520 Insurance – General

416.00

Total Other Purchased Services

\$416.00

Total 2320 Board Treasurer Services

\$416.00

General Fund (10)

	<u>Elementary</u>	<u>Secondary</u>	<u>Federal</u>	<u>Total</u>
2330 Tax Assessment and Collection Services				
100 Personnel Services – Salaries				
100 Personnel Services – Salaries				21,348.28
Total Personnel Services – Salaries				\$21,348.28
200 Personnel Services – Employee Benefits				
220 Social Security Contributions				1,653.62
Total Personnel Services – Employee Benefits				\$1,653.62
300 Purchased Professional and Technical Services				
310 Official / Administrative Services				35,326.10
340 Technical Services				2,555.24
Total Purchased Professional and Technical Services				\$37,881.34
500 Other Purchased Services				
550 Printing and Binding				914.66
Total Other Purchased Services				\$914.66
600 Supplies				
610 General Supplies				5,328.32
650 Supplies & Fees – Technology Related				7,125.00
Total Supplies				\$12,453.32
Total 2330 Tax Assessment and Collection Services				\$74,251.22

LEA : 114060853 Brandywine Heights Area SD

Printed 11/27/2019 1:22:04 PM

General Fund (10)

2350 Legal and Accounting Services

Elementary

Secondary

Federal

Total

300 Purchased Professional and Technical Services

330 Other Professional Services

46,909.00

Total Purchased Professional and Technical Services

\$46,909.00

Total 2350 Legal and Accounting Services

\$46,909.00

General Fund (10)

2360 Office of the Superintendent / Executive Director Services

	<u>Elementary</u>	<u>Secondary</u>	<u>Federal</u>	<u>Total</u>
100 Personnel Services – Salaries				
100 Personnel Services – Salaries				172,426.93
Total Personnel Services – Salaries				\$172,426.93
200 Personnel Services – Employee Benefits				
210 Group Insurance – Contracted Provider				772.44
220 Social Security Contributions				11,768.95
230 PSERS Retirement Contributions				48,206.60
260 Workers' Compensation				1,082.34
270 Group Insurance – Self-Insurance				30,916.40
Total Personnel Services – Employee Benefits				\$92,746.73
500 Other Purchased Services				
530 Communications	692.16	692.17		1,384.33
549 Other Advertising/Public Relations				5,000.00
550 Printing and Binding				405.39
580 Travel				1,605.06
Total Other Purchased Services	\$692.16	\$692.17		\$8,394.78
600 Supplies				
610 General Supplies				938.81
630 Food				196.57
640 Books and Periodicals				342.40
650 Supplies & Fees – Technology Related				29.99
Total Supplies				\$1,507.77
800 Other Objects				
810 Dues and Fees				7,808.00
Total Other Objects				\$7,808.00
Total 2360 Office of the Superintendent / Executive Director Services	\$692.16	\$692.17		\$282,884.21

General Fund (10)

2380 Office of the Principal Services

100 Personnel Services – Salaries

	<u>Elementary</u>	<u>Secondary</u>	<u>Federal</u>	<u>Total</u>
100 Personnel Services – Salaries	282,308.93	316,401.25		598,710.18
Total Personnel Services – Salaries	\$282,308.93	\$316,401.25		\$598,710.18

200 Personnel Services – Employee Benefits

210 Group Insurance – Contracted Provider	1,059.24	1,315.13		2,374.37
220 Social Security Contributions	18,041.21	16,045.33		34,086.54
230 PSERS Retirement Contributions	77,348.29	59,311.08		136,659.37
260 Workers' Compensation	1,754.70	1,971.96		3,726.66
270 Group Insurance – Self-Insurance	39,143.85	42,756.92		81,900.77
291 Other Retirement Plans		5,728.95		5,728.95
Total Personnel Services – Employee Benefits	\$137,347.29	\$127,129.37		\$264,476.66

400 Purchased Property Services

430 Repairs and Maintenance Services	4,945.98	6,210.36		11,156.34
Total Purchased Property Services	\$4,945.98	\$6,210.36		\$11,156.34

500 Other Purchased Services

530 Communications	941.90	735.61		1,677.51
550 Printing and Binding	15.57	505.23		520.80
580 Travel	9.90	126.44		136.34
Total Other Purchased Services	\$967.37	\$1,367.28		\$2,334.65

600 Supplies

610 General Supplies	2,091.07	4,378.14		6,469.21
630 Food	351.65	414.82		766.47
640 Books and Periodicals	467.93	1,248.56		1,716.49
650 Supplies & Fees – Technology Related	270.33	66.49		336.82
Total Supplies	\$3,180.98	\$6,108.01		\$9,288.99

800 Other Objects

810 Dues and Fees	1,625.35	1,029.65		2,655.00
Total Other Objects	\$1,625.35	\$1,029.65		\$2,655.00

Total 2380 Office of the Principal Services

	\$430,375.90	\$458,245.92		\$888,621.82
--	---------------------	---------------------	--	---------------------

General Fund (10)

2390 Other Administration Services

Elementary

Secondary

Federal

Total

400 Purchased Property Services

440 Rentals 3,187.64

Total Purchased Property Services

\$3,187.64

500 Other Purchased Services

530 Communications 30,289.82

550 Printing and Binding 1,922.15

Total Other Purchased Services

\$32,211.97

600 Supplies

610 General Supplies 1,149.01

Total Supplies

\$1,149.01

Total 2390 Other Administration Services

\$36,548.62

General Fund (10)

2400 Support Services – Pupil Health

Elementary

Secondary

Federal

Total

100 Personnel Services – Salaries

100 Personnel Services – Salaries

226,949.12

Total Personnel Services – Salaries

\$226,949.12

200 Personnel Services – Employee Benefits

210 Group Insurance – Contracted Provider

594.37

220 Social Security Contributions

16,915.09

230 PSERS Retirement Contributions

63,294.49

260 Workers' Compensation

1,368.44

270 Group Insurance – Self-Insurance

53,876.28

Total Personnel Services – Employee Benefits

\$136,048.67

300 Purchased Professional and Technical Services

330 Other Professional Services

956.00

Total Purchased Professional and Technical Services

\$956.00

400 Purchased Property Services

430 Repairs and Maintenance Services

178.50

Total Purchased Property Services

\$178.50

500 Other Purchased Services

580 Travel

36.92

Total Other Purchased Services

\$36.92

600 Supplies

610 General Supplies

2,482.41

Total Supplies

\$2,482.41

800 Other Objects

810 Dues and Fees

165.00

Total Other Objects

\$165.00

Total 2400 Support Services – Pupil Health

\$366,816.62

General Fund (10)

2420 Medical Services

Elementary

Secondary

Federal

Total

300 Purchased Professional and Technical Services

330 Other Professional Services

956.00

Total Purchased Professional and Technical Services

\$956.00

Total 2420 Medical Services

\$956.00

General Fund (10)

2440 Nursing Services

<u>Elementary</u>	<u>Secondary</u>	<u>Federal</u>	<u>Total</u>
-------------------	------------------	----------------	--------------

100 Personnel Services – Salaries				
100 Personnel Services – Salaries				226,949.12
Total Personnel Services – Salaries				\$226,949.12
200 Personnel Services – Employee Benefits				
210 Group Insurance – Contracted Provider				594.37
220 Social Security Contributions				16,915.09
230 PSERS Retirement Contributions				63,294.49
260 Workers' Compensation				1,368.44
270 Group Insurance – Self-Insurance				53,876.28
Total Personnel Services – Employee Benefits				\$136,048.67
400 Purchased Property Services				
430 Repairs and Maintenance Services				178.50
Total Purchased Property Services				\$178.50
500 Other Purchased Services				
580 Travel				36.92
Total Other Purchased Services				\$36.92
600 Supplies				
610 General Supplies				1,991.88
Total Supplies				\$1,991.88
800 Other Objects				
810 Dues and Fees				165.00
Total Other Objects				\$165.00
Total 2440 Nursing Services				\$365,370.09

LEA : 114060853 Brandywine Heights Area SD

Printed 11/27/2019 1:22:04 PM

General Fund (10)

2490 Other Health Services

Elementary

Secondary

Federal

Total

600 Supplies

610 General Supplies

490.53

Total Supplies

\$490.53

Total 2490 Other Health Services

\$490.53

General Fund (10)

2500 Support Services – Business

100 Personnel Services – Salaries

100 Personnel Services – Salaries	<u>Elementary</u>	<u>Secondary</u>	<u>Federal</u>	<u>Total</u>
				330,298.10

Total Personnel Services – Salaries				\$330,298.10
--	--	--	--	---------------------

200 Personnel Services – Employee Benefits

210 Group Insurance – Contracted Provider				4,890.45
---	--	--	--	----------

220 Social Security Contributions				24,734.07
-----------------------------------	--	--	--	-----------

230 PSERS Retirement Contributions				83,878.52
------------------------------------	--	--	--	-----------

260 Workers' Compensation				2,025.39
---------------------------	--	--	--	----------

270 Group Insurance – Self-Insurance				27,578.79
--------------------------------------	--	--	--	-----------

291 Other Retirement Plans				4,467.83
----------------------------	--	--	--	----------

Total Personnel Services – Employee Benefits				\$147,575.05
---	--	--	--	---------------------

300 Purchased Professional and Technical Services

330 Other Professional Services				5,714.45
---------------------------------	--	--	--	----------

Total Purchased Professional and Technical Services				\$5,714.45
--	--	--	--	-------------------

400 Purchased Property Services

430 Repairs and Maintenance Services				2,976.29
--------------------------------------	--	--	--	----------

Total Purchased Property Services				\$2,976.29
--	--	--	--	-------------------

500 Other Purchased Services

530 Communications				468.00
--------------------	--	--	--	--------

550 Printing and Binding				73.75
--------------------------	--	--	--	-------

580 Travel				238.92
------------	--	--	--	--------

Total Other Purchased Services				\$780.67
---------------------------------------	--	--	--	-----------------

600 Supplies

610 General Supplies				3,316.10
----------------------	--	--	--	----------

650 Supplies & Fees – Technology Related				38,273.08
--	--	--	--	-----------

Total Supplies				\$41,589.18
-----------------------	--	--	--	--------------------

800 Other Objects

810 Dues and Fees				10,518.53
-------------------	--	--	--	-----------

Total Other Objects				\$10,518.53
----------------------------	--	--	--	--------------------

Total 2500 Support Services – Business				\$539,452.27
---	--	--	--	---------------------

General Fund (10)

2510 Fiscal Services

Elementary

Secondary

Federal

Total

100 Personnel Services – Salaries

100 Personnel Services – Salaries 305,229.38

Total Personnel Services – Salaries \$305,229.38

200 Personnel Services – Employee Benefits

210 Group Insurance – Contracted Provider 4,811.96

220 Social Security Contributions 22,870.86

230 PSERS Retirement Contributions 77,863.19

260 Workers' Compensation 1,881.00

270 Group Insurance – Self-Insurance 23,020.81

291 Other Retirement Plans 4,467.83

Total Personnel Services – Employee Benefits \$134,915.65

300 Purchased Professional and Technical Services

330 Other Professional Services 5,714.45

Total Purchased Professional and Technical Services \$5,714.45

400 Purchased Property Services

430 Repairs and Maintenance Services 2,976.29

Total Purchased Property Services \$2,976.29

500 Other Purchased Services

530 Communications 420.00

550 Printing and Binding 73.75

580 Travel 218.04

Total Other Purchased Services \$711.79

600 Supplies

610 General Supplies 3,316.10

650 Supplies & Fees – Technology Related 29,172.20

Total Supplies \$32,488.30

800 Other Objects

810 Dues and Fees 10,518.53

Total Other Objects \$10,518.53

Total 2510 Fiscal Services \$492,554.39

General Fund (10)

2511 Supervision of Fiscal Services - Head of Component

Elementary Secondary Federal Total

100 Personnel Services – Salaries				
100 Personnel Services – Salaries				148,555.99
Total Personnel Services – Salaries				\$148,555.99
200 Personnel Services – Employee Benefits				
210 Group Insurance – Contracted Provider				4,330.35
220 Social Security Contributions				11,337.58
230 PSERS Retirement Contributions				38,230.98
260 Workers' Compensation				930.29
270 Group Insurance – Self-Insurance				5,526.90
291 Other Retirement Plans				4,467.83
Total Personnel Services – Employee Benefits				\$64,823.93
300 Purchased Professional and Technical Services				
330 Other Professional Services				4,858.89
Total Purchased Professional and Technical Services				\$4,858.89
400 Purchased Property Services				
430 Repairs and Maintenance Services				2,976.29
Total Purchased Property Services				\$2,976.29
500 Other Purchased Services				
530 Communications				420.00
550 Printing and Binding				73.75
580 Travel				218.04
Total Other Purchased Services				\$711.79
600 Supplies				
610 General Supplies				2,646.60
650 Supplies & Fees – Technology Related				7,608.38
Total Supplies				\$10,254.98
800 Other Objects				
810 Dues and Fees				1,894.16
Total Other Objects				\$1,894.16
Total 2511 Supervision of Fiscal Services - Head of Component				\$234,076.03

General Fund (10)

2513 Receiving and Disbursing Funds Services

Elementary

Secondary

Federal

Total

100 Personnel Services – Salaries

100 Personnel Services – Salaries

39,072.00

Total Personnel Services – Salaries

\$39,072.00

200 Personnel Services – Employee Benefits

210 Group Insurance – Contracted Provider

156.11

220 Social Security Contributions

2,889.39

230 PSERS Retirement Contributions

10,747.10

260 Workers' Compensation

241.19

270 Group Insurance – Self-Insurance

7,894.48

Total Personnel Services – Employee Benefits

\$21,928.27

600 Supplies

610 General Supplies

459.11

650 Supplies & Fees – Technology Related

9,134.03

Total Supplies

\$9,593.14

800 Other Objects

810 Dues and Fees

105.00

Total Other Objects

\$105.00

Total 2513 Receiving and Disbursing Funds Services

\$70,698.41

General Fund (10)

2514 Payroll Services

Elementary

Secondary

Federal

Total

100 Personnel Services – Salaries

100 Personnel Services – Salaries

48,106.98

Total Personnel Services – Salaries

\$48,106.98

200 Personnel Services – Employee Benefits

210 Group Insurance – Contracted Provider

156.11

220 Social Security Contributions

3,443.69

230 PSERS Retirement Contributions

12,357.36

260 Workers' Compensation

277.13

270 Group Insurance – Self-Insurance

9,330.64

Total Personnel Services – Employee Benefits

\$25,564.93

300 Purchased Professional and Technical Services

330 Other Professional Services

855.56

Total Purchased Professional and Technical Services

\$855.56

600 Supplies

610 General Supplies

210.39

650 Supplies & Fees – Technology Related

12,368.61

Total Supplies

\$12,579.00

800 Other Objects

810 Dues and Fees

1,216.43

Total Other Objects

\$1,216.43

Total 2514 Payroll Services

\$88,322.90

General Fund (10)

2515 Financial Accounting Services

Elementary

Secondary

Federal

Total

100 Personnel Services – Salaries

100 Personnel Services – Salaries

69,494.41

Total Personnel Services – Salaries

\$69,494.41

200 Personnel Services – Employee Benefits

210 Group Insurance – Contracted Provider

169.39

220 Social Security Contributions

5,200.20

230 PSERS Retirement Contributions

16,527.75

260 Workers' Compensation

432.39

270 Group Insurance – Self-Insurance

268.79

Total Personnel Services – Employee Benefits

\$22,598.52

600 Supplies

650 Supplies & Fees – Technology Related

61.18

Total Supplies

\$61.18

800 Other Objects

810 Dues and Fees

7,302.94

Total Other Objects

\$7,302.94

Total 2515 Financial Accounting Services

\$99,457.05

General Fund (10)

2520 Purchasing Services

Elementary

Secondary

Federal

Total

100 Personnel Services – Salaries

100 Personnel Services – Salaries

23,250.64

Total Personnel Services – Salaries

\$23,250.64

200 Personnel Services – Employee Benefits

210 Group Insurance – Contracted Provider

78.14

220 Social Security Contributions

1,748.08

230 PSERS Retirement Contributions

5,595.76

260 Workers' Compensation

144.06

270 Group Insurance – Self-Insurance

4,557.38

Total Personnel Services – Employee Benefits

\$12,123.42

500 Other Purchased Services

580 Travel

20.88

Total Other Purchased Services

\$20.88

600 Supplies

650 Supplies & Fees – Technology Related

9,100.88

Total Supplies

\$9,100.88

Total 2520 Purchasing Services

\$44,495.82

General Fund (10)

2530 Warehousing and Distributing Services

Elementary

Secondary

Federal

Total

100 Personnel Services – Salaries

100 Personnel Services – Salaries

1,818.08

Total Personnel Services – Salaries

\$1,818.08

200 Personnel Services – Employee Benefits

210 Group Insurance – Contracted Provider

0.35

220 Social Security Contributions

115.13

230 PSERS Retirement Contributions

419.57

260 Workers' Compensation

0.33

270 Group Insurance – Self-Insurance

0.60

Total Personnel Services – Employee Benefits

\$535.98

500 Other Purchased Services

530 Communications

48.00

Total Other Purchased Services

\$48.00

Total 2530 Warehousing and Distributing Services

\$2,402.06

General Fund (10)

2600 Operation and Maintenance of Plant Services

Elementary

Secondary

Federal

Total

100 Personnel Services – Salaries

100 Personnel Services – Salaries 595,857.04

Total Personnel Services – Salaries \$595,857.04

200 Personnel Services – Employee Benefits

210 Group Insurance – Contracted Provider 2,609.50

220 Social Security Contributions 44,749.88

230 PSERS Retirement Contributions 155,060.32

250 Unemployment Compensation 23.84

260 Workers' Compensation 3,753.39

270 Group Insurance – Self-Insurance 135,199.33

Total Personnel Services – Employee Benefits \$341,396.26

300 Purchased Professional and Technical Services

330 Other Professional Services 178,604.35

390 Other Purchased Professional and Technical Services 2,900.00

Total Purchased Professional and Technical Services \$181,504.35

400 Purchased Property Services

410 Cleaning Services 68,481.71

420 Utility Services 38,529.00

430 Repairs and Maintenance Services 382,896.76

440 Rentals 198.00

Total Purchased Property Services \$490,105.47

500 Other Purchased Services

521 Fire Insurance 53,511.00

522 Automotive Liability Insurance 3,323.00

523 General Property and Liability Insurance 20,402.00

530 Communications 2,312.15

Total Other Purchased Services \$79,548.15

600 Supplies

610 General Supplies 45,226.14 64,388.59 109,614.73

620 Energy 460,266.72

650 Supplies & Fees – Technology Related 9,323.36

Total Supplies \$45,226.14 \$64,388.59 \$579,204.81

700 Property

752 Capital Equipment – Original and Additional 85,437.00

762 Capitalized Equipment - Replacement 24,434.05

766 Capitalized Technology Equipment – Replacement 2,961.99

Total Property \$112,833.04

800 Other Objects

810 Dues and Fees 235.66

Total Other Objects \$235.66

Total 2600 Operation and Maintenance of Plant Services \$45,226.14 \$64,388.59 \$2,380,684.78

General Fund (10)

2610 Supervision of Operation and Maintenance of Plant Services

	<u>Elementary</u>	<u>Secondary</u>	<u>Federal</u>	<u>Total</u>
100 Personnel Services – Salaries				
100 Personnel Services – Salaries				126,800.53
Total Personnel Services – Salaries				\$126,800.53
200 Personnel Services – Employee Benefits				
210 Group Insurance – Contracted Provider				529.15
220 Social Security Contributions				9,678.99
230 PSERS Retirement Contributions				33,503.27
260 Workers' Compensation				790.86
270 Group Insurance – Self-Insurance				15,450.00
Total Personnel Services – Employee Benefits				\$59,952.27
300 Purchased Professional and Technical Services				
390 Other Purchased Professional and Technical Services				2,900.00
Total Purchased Professional and Technical Services				\$2,900.00
400 Purchased Property Services				
430 Repairs and Maintenance Services				2,976.45
Total Purchased Property Services				\$2,976.45
500 Other Purchased Services				
530 Communications				1,640.15
Total Other Purchased Services				\$1,640.15
600 Supplies				
610 General Supplies	171.94	171.95		343.89
650 Supplies & Fees – Technology Related				5,923.36
Total Supplies	\$171.94	\$171.95		\$6,267.25
800 Other Objects				
810 Dues and Fees				235.66
Total Other Objects				\$235.66
Total 2610 Supervision of Operation and Maintenance of Plant Services	\$171.94	\$171.95		\$200,772.31

General Fund (10)

2611 Supervision of Operation and Maintenance of Plant Services – Head of Component

	<u>Elementary</u>	<u>Secondary</u>	<u>Federal</u>	<u>Total</u>
100 Personnel Services – Salaries				
100 Personnel Services – Salaries				70,818.00
Total Personnel Services – Salaries				\$70,818.00
200 Personnel Services – Employee Benefits				
210 Group Insurance – Contracted Provider				371.65
220 Social Security Contributions				5,407.58
230 PSERS Retirement Contributions				19,809.69
260 Workers' Compensation				444.04
270 Group Insurance – Self-Insurance				7,555.52
Total Personnel Services – Employee Benefits				\$33,588.48
300 Purchased Professional and Technical Services				
390 Other Purchased Professional and Technical Services				2,900.00
Total Purchased Professional and Technical Services				\$2,900.00
400 Purchased Property Services				
430 Repairs and Maintenance Services				2,976.45
Total Purchased Property Services				\$2,976.45
500 Other Purchased Services				
530 Communications				1,400.15
Total Other Purchased Services				\$1,400.15
600 Supplies				
610 General Supplies	166.53	166.54		333.07
650 Supplies & Fees – Technology Related				5,923.36
Total Supplies	\$166.53	\$166.54		\$6,256.43
800 Other Objects				
810 Dues and Fees				235.66
Total Other Objects				\$235.66
Total 2611 Supervision of Operation and Maintenance of Plant Services – Head of Component	\$166.53	\$166.54		\$118,175.17

General Fund (10)

2619 Supervision of Operation and Maintenance of Plant Services – All Other Supervision

	<u>Elementary</u>	<u>Secondary</u>	<u>Federal</u>	<u>Total</u>
100 Personnel Services – Salaries				
100 Personnel Services – Salaries				55,982.53
Total Personnel Services – Salaries				\$55,982.53
200 Personnel Services – Employee Benefits				
210 Group Insurance – Contracted Provider				157.50
220 Social Security Contributions				4,271.41
230 PSERS Retirement Contributions				13,693.58
260 Workers' Compensation				346.82
270 Group Insurance – Self-Insurance				7,894.48
Total Personnel Services – Employee Benefits				\$26,363.79
500 Other Purchased Services				
530 Communications				240.00
Total Other Purchased Services				\$240.00
600 Supplies				
610 General Supplies	5.41	5.41		10.82
Total Supplies	\$5.41	\$5.41		\$10.82
Total 2619 Supervision of Operation and Maintenance of Plant Services – All Other Supervision	\$5.41	\$5.41		\$82,597.14

General Fund (10)

2620 Operation of Buildings Services

100 Personnel Services – Salaries

100 Personnel Services – Salaries				429,069.75
-----------------------------------	--	--	--	------------

Total Personnel Services – Salaries				\$429,069.75
--	--	--	--	---------------------

200 Personnel Services – Employee Benefits

210 Group Insurance – Contracted Provider				1,910.09
---	--	--	--	----------

220 Social Security Contributions				32,064.62
-----------------------------------	--	--	--	-----------

230 PSERS Retirement Contributions				113,271.22
------------------------------------	--	--	--	------------

250 Unemployment Compensation				23.84
-------------------------------	--	--	--	-------

260 Workers' Compensation				2,717.47
---------------------------	--	--	--	----------

270 Group Insurance – Self-Insurance				111,855.46
--------------------------------------	--	--	--	------------

Total Personnel Services – Employee Benefits				\$261,842.70
---	--	--	--	---------------------

300 Purchased Professional and Technical Services

330 Other Professional Services				157,263.85
---------------------------------	--	--	--	------------

Total Purchased Professional and Technical Services				\$157,263.85
--	--	--	--	---------------------

400 Purchased Property Services

410 Cleaning Services				19,136.19
-----------------------	--	--	--	-----------

420 Utility Services				38,529.00
----------------------	--	--	--	-----------

430 Repairs and Maintenance Services				354,277.25
--------------------------------------	--	--	--	------------

Total Purchased Property Services				\$411,942.44
--	--	--	--	---------------------

500 Other Purchased Services

521 Fire Insurance				53,511.00
--------------------	--	--	--	-----------

523 General Property and Liability Insurance				20,402.00
--	--	--	--	-----------

530 Communications				480.00
--------------------	--	--	--	--------

Total Other Purchased Services				\$74,393.00
---------------------------------------	--	--	--	--------------------

600 Supplies

610 General Supplies	41,076.32	58,544.63		99,620.95
----------------------	-----------	-----------	--	-----------

620 Energy				452,882.09
------------	--	--	--	------------

650 Supplies & Fees – Technology Related				3,400.00
--	--	--	--	----------

Total Supplies	\$41,076.32	\$58,544.63		\$555,903.04
-----------------------	--------------------	--------------------	--	---------------------

700 Property

752 Capital Equipment – Original and Additional				77,137.00
---	--	--	--	-----------

762 Capitalized Equipment - Replacement				13,692.70
---	--	--	--	-----------

766 Capitalized Technology Equipment – Replacement				2,961.99
--	--	--	--	----------

Total Property				\$93,791.69
-----------------------	--	--	--	--------------------

Total 2620 Operation of Buildings Services	\$41,076.32	\$58,544.63		\$1,984,206.47
---	--------------------	--------------------	--	-----------------------

General Fund (10)

	<u>Elementary</u>	<u>Secondary</u>	<u>Federal</u>	<u>Total</u>
2630 Care and Upkeep of Grounds Services				
100 Personnel Services – Salaries				
100 Personnel Services – Salaries				29,939.80
Total Personnel Services – Salaries				\$29,939.80
200 Personnel Services – Employee Benefits				
210 Group Insurance – Contracted Provider				155.76
220 Social Security Contributions				2,228.04
230 PSERS Retirement Contributions				8,285.83
260 Workers' Compensation				184.30
270 Group Insurance – Self-Insurance				7,893.87
Total Personnel Services – Employee Benefits				\$18,747.80
400 Purchased Property Services				
410 Cleaning Services				49,345.52
430 Repairs and Maintenance Services				19,764.96
440 Rentals				198.00
Total Purchased Property Services				\$69,308.48
500 Other Purchased Services				
530 Communications				192.00
Total Other Purchased Services				\$192.00
600 Supplies				
610 General Supplies	611.22	2,198.82		2,810.04
Total Supplies	\$611.22	\$2,198.82		\$2,810.04
Total 2630 Care and Upkeep of Grounds Services	\$611.22	\$2,198.82		\$120,998.12

General Fund (10)

2640 Care and Upkeep of Equipment Services

Elementary

Secondary

Federal

Total

600 Supplies

610 General Supplies

642.50

773.03

1,415.53

Total Supplies

\$642.50

\$773.03

\$1,415.53

700 Property

762 Capitalized Equipment - Replacement

10,741.35

Total Property

\$10,741.35

Total 2640 Care and Upkeep of Equipment Services

\$642.50

\$773.03

\$12,156.88

General Fund (10)

	<u>Elementary</u>	<u>Secondary</u>	<u>Federal</u>	<u>Total</u>
2650 Vehicle Operation and Maintenance Services (Other Than Student Transportation Vehicles)				
400 <u>Purchased Property Services</u>				
430 Repairs and Maintenance Services				4,258.10
Total Purchased Property Services				\$4,258.10
500 <u>Other Purchased Services</u>				
522 Automotive Liability Insurance				3,323.00
Total Other Purchased Services				\$3,323.00
600 <u>Supplies</u>				
610 General Supplies	1,702.34	1,678.34		3,380.68
620 Energy				7,384.63
Total Supplies	\$1,702.34	\$1,678.34		\$10,765.31
700 <u>Property</u>				
752 Capital Equipment – Original and Additional				8,300.00
Total Property				\$8,300.00
Total 2650 Vehicle Operation and Maintenance Services (Other Than Student Transportation Vehicles)	\$1,702.34	\$1,678.34		\$26,646.41

General Fund (10)

	<u>Elementary</u>	<u>Secondary</u>	<u>Federal</u>	<u>Total</u>
2660 Safety and Security Services				
100 Personnel Services – Salaries				
100 Personnel Services – Salaries				10,046.96
Total Personnel Services – Salaries				\$10,046.96
200 Personnel Services – Employee Benefits				
210 Group Insurance – Contracted Provider				14.50
220 Social Security Contributions				778.23
260 Workers’ Compensation				60.76
Total Personnel Services – Employee Benefits				\$853.49
300 Purchased Professional and Technical Services				
330 Other Professional Services				21,340.50
Total Purchased Professional and Technical Services				\$21,340.50
400 Purchased Property Services				
430 Repairs and Maintenance Services				1,620.00
Total Purchased Property Services				\$1,620.00
600 Supplies				
610 General Supplies	1,021.82	1,021.82		2,043.64
Total Supplies	\$1,021.82	\$1,021.82		\$2,043.64
Total 2660 Safety and Security Services	\$1,021.82	\$1,021.82		\$35,904.59

General Fund (10)

2700 Student Transportation Services

Elementary

Secondary

Federal

Total

100 Personnel Services – Salaries

100 Personnel Services – Salaries

31,169.00

Total Personnel Services – Salaries

\$31,169.00

200 Personnel Services – Employee Benefits

210 Group Insurance – Contracted Provider

124.87

220 Social Security Contributions

2,260.59

230 PSERS Retirement Contributions

8,572.59

260 Workers' Compensation

192.46

270 Group Insurance – Self-Insurance

17,906.75

Total Personnel Services – Employee Benefits

\$29,057.26

400 Purchased Property Services

430 Repairs and Maintenance Services

260.96

Total Purchased Property Services

\$260.96

500 Other Purchased Services

513 Contracted Carriers

1,518,016.35

530 Communications

420.00

580 Travel

389.99

Total Other Purchased Services

\$1,518,826.34

600 Supplies

610 General Supplies

546.24

630 Food

206.85

650 Supplies & Fees – Technology Related

4,685.85

Total Supplies

\$5,438.94

800 Other Objects

810 Dues and Fees

105.00

Total Other Objects

\$105.00

Total 2700 Student Transportation Services

\$1,584,857.50

General Fund (10)

2710 Supervision of Student Transportation Services

Elementary

Secondary

Federal

Total

100 Personnel Services – Salaries

100 Personnel Services – Salaries

31,169.00

Total Personnel Services – Salaries

\$31,169.00

200 Personnel Services – Employee Benefits

210 Group Insurance – Contracted Provider

124.87

220 Social Security Contributions

2,260.59

230 PSERS Retirement Contributions

8,572.59

260 Workers' Compensation

192.46

270 Group Insurance – Self-Insurance

17,906.75

Total Personnel Services – Employee Benefits

\$29,057.26

400 Purchased Property Services

430 Repairs and Maintenance Services

260.96

Total Purchased Property Services

\$260.96

500 Other Purchased Services

530 Communications

420.00

580 Travel

389.99

Total Other Purchased Services

\$809.99

600 Supplies

610 General Supplies

546.24

630 Food

206.85

650 Supplies & Fees – Technology Related

4,685.85

Total Supplies

\$5,438.94

800 Other Objects

810 Dues and Fees

105.00

Total Other Objects

\$105.00

Total 2710 Supervision of Student Transportation Services

\$66,841.15

General Fund (10)

2711 Supervision of Student Transportation Services – Head of Component

	<u>Elementary</u>	<u>Secondary</u>	<u>Federal</u>	<u>Total</u>
100 Personnel Services – Salaries				
100 Personnel Services – Salaries				31,169.00
Total Personnel Services – Salaries				\$31,169.00
200 Personnel Services – Employee Benefits				
210 Group Insurance – Contracted Provider				124.87
220 Social Security Contributions				2,260.59
230 PSERS Retirement Contributions				8,572.59
260 Workers' Compensation				192.46
270 Group Insurance – Self-Insurance				17,906.75
Total Personnel Services – Employee Benefits				\$29,057.26
400 Purchased Property Services				
430 Repairs and Maintenance Services				260.96
Total Purchased Property Services				\$260.96
500 Other Purchased Services				
530 Communications				420.00
580 Travel				389.99
Total Other Purchased Services				\$809.99
600 Supplies				
610 General Supplies				546.24
630 Food				206.85
650 Supplies & Fees – Technology Related				4,685.85
Total Supplies				\$5,438.94
800 Other Objects				
810 Dues and Fees				105.00
Total Other Objects				\$105.00
Total 2711 Supervision of Student Transportation Services – Head of Component				\$66,841.15

General Fund (10)

2720 Vehicle Operation Services

Elementary

Secondary

Federal

Total

500 Other Purchased Services

513 Contracted Carriers

1,219,395.81

Total Other Purchased Services

\$1,219,395.81

Total 2720 Vehicle Operation Services

\$1,219,395.81

LEA : 114060853 Brandywine Heights Area SD

Printed 11/27/2019 1:22:04 PM

General Fund (10)

2750 Nonpublic Transportation

Elementary

Secondary

Federal

Total

500 Other Purchased Services

513 Contracted Carriers

298,620.54

Total Other Purchased Services

\$298,620.54

Total 2750 Nonpublic Transportation

\$298,620.54

General Fund (10)

2800 Support Services – Central

Elementary Secondary Federal Total

100	<u>Personnel Services – Salaries</u>			
	100 Personnel Services – Salaries			46,775.35
Total Personnel Services – Salaries				\$46,775.35
200	<u>Personnel Services – Employee Benefits</u>			
	210 Group Insurance – Contracted Provider			151.60
	220 Social Security Contributions			3,505.11
	230 PSERS Retirement Contributions			12,142.85
	240 Tuition Reimbursement			7,456.02
	260 Workers' Compensation			291.01
	270 Group Insurance – Self-Insurance			9,845.64
Total Personnel Services – Employee Benefits				\$33,392.23
300	<u>Purchased Professional and Technical Services</u>			
	310 Official / Administrative Services			400.00
	330 Other Professional Services			48,960.00
	340 Technical Services			274,516.78
	360 Employee Training and Development Services			1,488.00
	390 Other Purchased Professional and Technical Services			750.00
Total Purchased Professional and Technical Services				\$326,114.78
400	<u>Purchased Property Services</u>			
	430 Repairs and Maintenance Services			3,565.00
	440 Rentals			54,643.25
Total Purchased Property Services				\$58,208.25
500	<u>Other Purchased Services</u>			
	530 Communications			23,646.70
	550 Printing and Binding			47.19
	580 Travel			3,090.50
Total Other Purchased Services				\$26,784.39
600	<u>Supplies</u>			
	610 General Supplies			1,097.73
	630 Food			330.98
	650 Supplies & Fees – Technology Related			80,818.11
Total Supplies				\$82,246.82
800	<u>Other Objects</u>			
	810 Dues and Fees			688.20
Total Other Objects				\$688.20
Total 2800 Support Services – Central				\$574,210.02

LEA : 114060853 Brandywine Heights Area SD

Printed 11/27/2019 1:22:04 PM

General Fund (10)

2810 Planning, Research, Development and Evaluation Services

Elementary

Secondary

Federal

Total

300 Purchased Professional and Technical Services

340 Technical Services

267,816.78

390 Other Purchased Professional and Technical Services

750.00

Total Purchased Professional and Technical Services

\$268,566.78

400 Purchased Property Services

430 Repairs and Maintenance Services

3,565.00

440 Rentals

54,643.25

Total Purchased Property Services

\$58,208.25

500 Other Purchased Services

530 Communications

23,154.70

Total Other Purchased Services

\$23,154.70

600 Supplies

610 General Supplies

867.56

650 Supplies & Fees – Technology Related

68,981.79

Total Supplies

\$69,849.35

Total 2810 Planning, Research, Development and Evaluation Services

\$419,779.08

LEA : 114060853 Brandywine Heights Area SD

Printed 11/27/2019 1:22:04 PM

General Fund (10)

2820 Information Services

Elementary

Secondary

Federal

Total

500 Other Purchased Services

530 Communications

450.00

Total Other Purchased Services

\$450.00

Total 2820 Information Services

\$450.00

LEA : 114060853 Brandywine Heights Area SD

Printed 11/27/2019 1:22:04 PM

General Fund (10)

2823 Public Information Services

Elementary

Secondary

Federal

Total

500 Other Purchased Services

530 Communications

450.00

Total Other Purchased Services

\$450.00

Total 2823 Public Information Services

\$450.00

General Fund (10)

2831 Supervision of Staff Services

Elementary

Secondary

Federal

Total

100 Personnel Services – Salaries

100 Personnel Services – Salaries 34,385.30

Total Personnel Services – Salaries \$34,385.30

200 Personnel Services – Employee Benefits

210 Group Insurance – Contracted Provider 109.19

220 Social Security Contributions 2,552.96

230 PSERS Retirement Contributions 8,673.09

260 Workers' Compensation 213.13

270 Group Insurance – Self-Insurance 9,033.96

Total Personnel Services – Employee Benefits \$20,582.33

300 Purchased Professional and Technical Services

330 Other Professional Services 48,960.00

Total Purchased Professional and Technical Services \$48,960.00

500 Other Purchased Services

550 Printing and Binding 47.19

Total Other Purchased Services \$47.19

600 Supplies

610 General Supplies 230.17

650 Supplies & Fees – Technology Related 10,099.88

Total Supplies \$10,330.05

800 Other Objects

810 Dues and Fees 436.20

Total Other Objects \$436.20

Total 2831 Supervision of Staff Services \$114,741.07

General Fund (10)

2832 Recruitment and Placement Services

Elementary

Secondary

Federal

Total

600 Supplies

650 Supplies & Fees – Technology Related

1,736.44

Total Supplies

\$1,736.44

800 Other Objects

810 Dues and Fees

252.00

Total Other Objects

\$252.00

Total 2832 Recruitment and Placement Services

\$1,988.44

General Fund (10)

2834 Staff Development Services – Non-Instructional, Certified Staff Only

Elementary

Secondary

Federal

Total

200 Personnel Services – Employee Benefits

240 Tuition Reimbursement

2,140.02

Total Personnel Services – Employee Benefits

\$2,140.02

500 Other Purchased Services

580 Travel

2,990.74

Total Other Purchased Services

\$2,990.74

600 Supplies

630 Food

330.98

Total Supplies

\$330.98

Total 2834 Staff Development Services – Non-Instructional, Certified Staff Only

\$5,461.74

General Fund (10)

	<u>Elementary</u>	<u>Secondary</u>	<u>Federal</u>	<u>Total</u>
2836 Staff Development Services – Non-Instructional, Non-Certified Staff Only				
200 Personnel Services – Employee Benefits				
240 Tuition Reimbursement				5,316.00
Total Personnel Services – Employee Benefits				\$5,316.00
300 Purchased Professional and Technical Services				
360 Employee Training and Development Services				1,488.00
Total Purchased Professional and Technical Services				\$1,488.00
500 Other Purchased Services				
580 Travel				99.76
Total Other Purchased Services				\$99.76
Total 2836 Staff Development Services – Non-Instructional, Non-Certified Staff Only				\$6,903.76

LEA : 114060853 Brandywine Heights Area SD

Printed 11/27/2019 1:22:04 PM

General Fund (10)

2840 Data Processing Services

Elementary

Secondary

Federal

Total

300 Purchased Professional and Technical Services

340 Technical Services

6,700.00

Total Purchased Professional and Technical Services

\$6,700.00

Total 2840 Data Processing Services

\$6,700.00

General Fund (10)

	<u>Elementary</u>	<u>Secondary</u>	<u>Federal</u>	<u>Total</u>
2850 State and Federal Agency Liaison Services				
100 <u>Personnel Services – Salaries</u>				
100 Personnel Services – Salaries				12,390.05
Total Personnel Services – Salaries				\$12,390.05
200 <u>Personnel Services – Employee Benefits</u>				
210 Group Insurance – Contracted Provider				42.41
220 Social Security Contributions				952.15
230 PSERS Retirement Contributions				3,469.76
260 Workers' Compensation				77.88
270 Group Insurance – Self-Insurance				811.68
Total Personnel Services – Employee Benefits				\$5,353.88
300 <u>Purchased Professional and Technical Services</u>				
310 Official / Administrative Services				400.00
Total Purchased Professional and Technical Services				\$400.00
500 <u>Other Purchased Services</u>				
530 Communications				42.00
Total Other Purchased Services				\$42.00
Total 2850 State and Federal Agency Liaison Services				\$18,185.93

General Fund (10)

2900 Other Support Services

Elementary

Secondary

Federal

Total

500 Other Purchased Services

595 IU Payments By Withholding

23,527.86

Total Other Purchased Services

\$23,527.86

Total 2900 Other Support Services

\$23,527.86

General Fund (10)

2910 Support Services Not Listed Elsewhere In the 2000 Series

Elementary

Secondary

Federal

Total

500 Other Purchased Services

595 IU Payments By Withholding

23,527.86

Total Other Purchased Services

\$23,527.86

Total 2910 Support Services Not Listed Elsewhere In the 2000 Series

\$23,527.86

General Fund (10)

3000 Operation of Non-Instructional Services

Total

100 Personnel Services – Salaries

100 Personnel Services – Salaries 321,570.62

Total Personnel Services – Salaries \$321,570.62

200 Personnel Services – Employee Benefits

210 Group Insurance – Contracted Provider 497.07

220 Social Security Contributions 24,758.28

230 PSERS Retirement Contributions 79,115.56

250 Unemployment Compensation 501.01

260 Workers' Compensation 7,578.73

270 Group Insurance – Self-Insurance 7,555.53

Total Personnel Services – Employee Benefits \$120,006.18

300 Purchased Professional and Technical Services

330 Other Professional Services 48,933.99

350 Security / Safety Services 375.00

390 Other Purchased Professional and Technical Services 26,006.49

Total Purchased Professional and Technical Services \$75,315.48

400 Purchased Property Services

410 Cleaning Services 888.00

430 Repairs and Maintenance Services 10,244.39

440 Rentals 590.00

Total Purchased Property Services \$11,722.39

500 Other Purchased Services

510 Student Transportation Services 50,299.81

520 Insurance – General 2,575.00

530 Communications 416.46

549 Other Advertising/Public Relations 63.20

550 Printing and Binding 47.19

580 Travel 8,049.79

Total Other Purchased Services \$61,451.45

600 Supplies

610 General Supplies 50,064.05

620 Energy 2,787.08

630 Food 204.43

640 Books and Periodicals 273.76

650 Supplies & Fees – Technology Related 6,326.96

Total Supplies \$59,656.28

700 Property

762 Capitalized Equipment - Replacement 98,681.82

Total Property \$98,681.82

800 Other Objects

810 Dues and Fees 10,864.32

LEA : 114060853 Brandywine Heights Area SD

Printed 11/27/2019 1:22:13 PM

General Fund (10)

3000 Operation of Non-Instructional Services

Total

800 Other Objects

890 Miscellaneous Expenditures

2,000.00

Total Other Objects

\$12,864.32

Total 3000 Operation of Non-Instructional Services

\$761,268.54

General Fund (10)

3200 Student Activities

100 Personnel Services – Salaries

	<u>Elementary</u>	<u>Secondary</u>	<u>Federal</u>	<u>Total</u>
100 Personnel Services – Salaries				313,162.62

Total Personnel Services – Salaries				\$313,162.62
--	--	--	--	---------------------

200 Personnel Services – Employee Benefits

210 Group Insurance – Contracted Provider				497.07
220 Social Security Contributions				24,131.64
230 PSERS Retirement Contributions				76,760.68
250 Unemployment Compensation				501.01
260 Workers' Compensation				7,511.46
270 Group Insurance – Self-Insurance				7,555.53

Total Personnel Services – Employee Benefits				\$116,957.39
---	--	--	--	---------------------

300 Purchased Professional and Technical Services

330 Other Professional Services				48,933.99
350 Security / Safety Services				375.00
390 Other Purchased Professional and Technical Services				26,006.49

Total Purchased Professional and Technical Services				\$75,315.48
--	--	--	--	--------------------

400 Purchased Property Services

410 Cleaning Services				888.00
430 Repairs and Maintenance Services				10,244.39
440 Rentals				590.00

Total Purchased Property Services				\$11,722.39
--	--	--	--	--------------------

500 Other Purchased Services

510 Student Transportation Services				50,299.81
520 Insurance – General				2,575.00
530 Communications				416.46
549 Other Advertising/Public Relations				63.20
550 Printing and Binding				47.19
580 Travel				8,049.79

Total Other Purchased Services				\$61,451.45
---------------------------------------	--	--	--	--------------------

600 Supplies

610 General Supplies				50,064.05
620 Energy				2,787.08
630 Food				204.43
640 Books and Periodicals				273.76
650 Supplies & Fees – Technology Related				6,326.96

Total Supplies				\$59,656.28
-----------------------	--	--	--	--------------------

700 Property

762 Capitalized Equipment - Replacement				98,681.82
---	--	--	--	-----------

Total Property				\$98,681.82
-----------------------	--	--	--	--------------------

800 Other Objects

810 Dues and Fees				10,864.32
-------------------	--	--	--	-----------

LEA : 114060853 Brandywine Heights Area SD

Printed 11/27/2019 1:22:13 PM

General Fund (10)

3200 Student Activities

Elementary

Secondary

Federal

Total

Total Other Objects

\$10,864.32

Total 3200 Student Activities

\$747,811.75

General Fund (10)

3300 Community Services

Elementary

Secondary

Federal

Total

100 Personnel Services – Salaries

100 Personnel Services – Salaries

8,408.00

Total Personnel Services – Salaries

\$8,408.00

200 Personnel Services – Employee Benefits

220 Social Security Contributions

626.64

230 PSERS Retirement Contributions

2,354.88

260 Workers' Compensation

67.27

Total Personnel Services – Employee Benefits

\$3,048.79

Total 3300 Community Services

\$11,456.79

LEA : 114060853 Brandywine Heights Area SD

Printed 11/27/2019 1:22:13 PM

General Fund (10)

3400 Scholarships and Awards

Elementary

Secondary

Federal

Total

800 Other Objects

890 Miscellaneous Expenditures

2,000.00

Total Other Objects

\$2,000.00

Total 3400 Scholarships and Awards

\$2,000.00

General Fund (10)

4000 Facilities Acquisition, Construction and Improvement Services

Total

300 Purchased Professional and Technical Services

330 Other Professional Services

49,906.17

Total Purchased Professional and Technical Services

\$49,906.17

400 Purchased Property Services

450 Construction Services

141,777.36

Total Purchased Property Services

\$141,777.36

Total 4000 Facilities Acquisition, Construction and Improvement Services

\$191,683.53

General Fund (10)

4400 Architecture and Engineering Services / Educational Specifications – Improvements

Elementary

Secondary

Federal

Total

300 Purchased Professional and Technical Services

330 Other Professional Services

49,906.17

Total Purchased Professional and Technical Services

\$49,906.17

Total 4400 Architecture and Engineering Services / Educational Specifications – Improvements

\$49,906.17

LEA : 114060853 Brandywine Heights Area SD

Printed 11/27/2019 1:22:17 PM

General Fund (10)

4600 Existing Building Improvement Services

Elementary

Secondary

Federal

Total

400 Purchased Property Services

450 Construction Services

141,777.36

Total Purchased Property Services

\$141,777.36

Total 4600 Existing Building Improvement Services

\$141,777.36

General Fund (10)

5000 Other Expenditures and Financing Uses

Total

800 Other Objects

830 Interest 308,076.50

Total Other Objects \$308,076.50

900 Other Uses of Funds

910 Redemption of Principal 3,110,000.00

932 Capital Reserve Fund Transfers Applicable To Fund 32 500,000.00

Total Other Uses of Funds \$3,610,000.00

Total 5000 Other Expenditures and Financing Uses \$3,918,076.50

LEA : 114060853 Brandywine Heights Area SD

Printed 11/27/2019 1:22:24 PM

General Fund (10)

	<u>Elementary</u>	<u>Secondary</u>	<u>Federal</u>	<u>Total</u>
5100 Debt Service / Other Expenditures and Financing Uses				
800 Other Objects				
830 Interest				308,076.50
Total Other Objects				\$308,076.50
900 Other Uses of Funds				
910 Redemption of Principal				3,110,000.00
Total Other Uses of Funds				\$3,110,000.00
Total 5100 Debt Service / Other Expenditures and Financing Uses				\$3,418,076.50

LEA : 114060853 Brandywine Heights Area SD

Printed 11/27/2019 1:22:24 PM

General Fund (10)

	<u>Elementary</u>	<u>Secondary</u>	<u>Federal</u>	<u>Total</u>
5110 Debt Service				
800 Other Objects				
830 Interest				308,076.50
Total Other Objects				\$308,076.50
900 Other Uses of Funds				
910 Redemption of Principal				3,110,000.00
Total Other Uses of Funds				\$3,110,000.00
Total 5110 Debt Service				\$3,418,076.50

LEA : 114060853 Brandywine Heights Area SD

Printed 11/27/2019 1:22:24 PM

General Fund (10)

5200 Interfund Transfers – Out

Elementary

Secondary

Federal

Total

900 Other Uses of Funds

932 Capital Reserve Fund Transfers Applicable To Fund 32

500,000.00

Total Other Uses of Funds

\$500,000.00

Total 5200 Interfund Transfers – Out

\$500,000.00

LEA : 114060853 Brandywine Heights Area SD

Printed 11/27/2019 1:22:24 PM

General Fund (10)

5230 Capital Projects Fund Transfers

Elementary

Secondary

Federal

Total

900 Other Uses of Funds

932 Capital Reserve Fund Transfers Applicable To Fund 32

500,000.00

Total Other Uses of Funds

\$500,000.00

Total 5230 Capital Projects Fund Transfers

\$500,000.00

LEA : 114060853 Brandywine Heights Area SD

Printed 11/27/2019 1:22:07 PM

Capital Reserve Fund - § 1431 (32)

2000 Support Services

800 Other Objects

810 Dues and Fees

Total Other Objects

Total 2000 Support Services

Total

600.46

\$600.46

\$600.46

LEA : 114060853 Brandywine Heights Area SD

Printed 11/27/2019 1:22:07 PM

Capital Reserve Fund - § 1431 (32)

2500 Support Services – Business

Elementary

Secondary

Federal

Total

800 Other Objects

810 Dues and Fees

600.46

Total Other Objects

\$600.46

Total 2500 Support Services – Business

\$600.46

LEA : 114060853 Brandywine Heights Area SD

Printed 11/27/2019 1:22:07 PM

Capital Reserve Fund - § 1431 (32)

2510 Fiscal Services

Elementary

Secondary

Federal

Total

800 Other Objects

810 Dues and Fees

600.46

Total Other Objects

\$600.46

Total 2510 Fiscal Services

\$600.46

LEA : 114060853 Brandywine Heights Area SD

Printed 11/27/2019 1:22:07 PM

Capital Reserve Fund - § 1431 (32)

2519 Other Fiscal Services

Elementary

Secondary

Federal

Total

800 Other Objects

810 Dues and Fees

600.46

Total Other Objects

\$600.46

Total 2519 Other Fiscal Services

\$600.46

LEA : 114060853 Brandywine Heights Area SD

Printed 11/27/2019 1:22:08 PM

Other Capital Projects Fund (39)

2000 Support Services

300 Purchased Professional and Technical Services

330 Other Professional Services

156,685.95

Total Purchased Professional and Technical Services

\$156,685.95

Total 2000 Support Services

\$156,685.95

LEA : 114060853 Brandywine Heights Area SD

Printed 11/27/2019 1:22:08 PM

Other Capital Projects Fund (39)

2300 Support Services – Administration

Elementary

Secondary

Federal

Total

300 Purchased Professional and Technical Services

330 Other Professional Services

156,685.95

Total Purchased Professional and Technical Services

\$156,685.95

Total 2300 Support Services – Administration

\$156,685.95

LEA : 114060853 Brandywine Heights Area SD

Printed 11/27/2019 1:22:08 PM

Other Capital Projects Fund (39)

2390 Other Administration Services

Elementary

Secondary

Federal

Total

300 Purchased Professional and Technical Services

330 Other Professional Services

156,685.95

Total Purchased Professional and Technical Services

\$156,685.95

Total 2390 Other Administration Services

\$156,685.95

Other Capital Projects Fund (39)

4000 Facilities Acquisition, Construction and Improvement Services

Total

300 Purchased Professional and Technical Services

330 Other Professional Services

38,401.73

Total Purchased Professional and Technical Services

\$38,401.73

400 Purchased Property Services

450 Construction Services

530,064.27

Total Purchased Property Services

\$530,064.27

Total 4000 Facilities Acquisition, Construction and Improvement Services

\$568,466.00

LEA : 114060853 Brandywine Heights Area SD

Printed 11/27/2019 1:22:18 PM

Other Capital Projects Fund (39)

4400 Architecture and Engineering Services / Educational Specifications – Improvements

Elementary

Secondary

Federal

Total

300 Purchased Professional and Technical Services

330 Other Professional Services

38,401.73

Total Purchased Professional and Technical Services

\$38,401.73

Total 4400 Architecture and Engineering Services / Educational Specifications – Improvements

\$38,401.73

LEA : 114060853 Brandywine Heights Area SD

Printed 11/27/2019 1:22:18 PM

Other Capital Projects Fund (39)

4600 Existing Building Improvement Services

Elementary

Secondary

Federal

Total

400 Purchased Property Services

450 Construction Services

530,064.27

Total Purchased Property Services

\$530,064.27

Total 4600 Existing Building Improvement Services

\$530,064.27

Other Capital Projects Fund (39)

5000 Other Expenditures and Financing Uses

Total

900 Other Uses of Funds

910 Redemption of Principal

1,777,682.13

Total Other Uses of Funds

\$1,777,682.13

Total 5000 Other Expenditures and Financing Uses

\$1,777,682.13

LEA : 114060853 Brandywine Heights Area SD

Printed 11/27/2019 1:22:26 PM

Other Capital Projects Fund (39)

5100 Debt Service / Other Expenditures and Financing Uses

Elementary

Secondary

Federal

Total

900 Other Uses of Funds

910 Redemption of Principal

1,777,682.13

Total Other Uses of Funds

\$1,777,682.13

Total 5100 Debt Service / Other Expenditures and Financing Uses

\$1,777,682.13

LEA : 114060853 Brandywine Heights Area SD

Printed 11/27/2019 1:22:26 PM

Other Capital Projects Fund (39)

5120 Debt Service – Refunded Bonds

Elementary

Secondary

Federal

Total

900 Other Uses of Funds

910 Redemption of Principal

1,777,682.13

Total Other Uses of Funds

\$1,777,682.13

Total 5120 Debt Service – Refunded Bonds

\$1,777,682.13

LEA : 114060853 Brandywine Heights Area SD

Printed 11/27/2019 1:22:10 PM

Debt Service Fund (40)

2000 Support Services

300 Purchased Professional and Technical Services

330 Other Professional Services

Total

32,191.05

Total Purchased Professional and Technical Services

\$32,191.05

Total 2000 Support Services

\$32,191.05

Debt Service Fund (40)

2300 Support Services – Administration

Elementary

Secondary

Federal

Total

300 Purchased Professional and Technical Services

330 Other Professional Services

32,191.05

Total Purchased Professional and Technical Services

\$32,191.05

Total 2300 Support Services – Administration

\$32,191.05

LEA : 114060853 Brandywine Heights Area SD

Printed 11/27/2019 1:22:10 PM

Debt Service Fund (40)

2390 Other Administration Services

Elementary

Secondary

Federal

Total

300 Purchased Professional and Technical Services

330 Other Professional Services

32,191.05

Total Purchased Professional and Technical Services

\$32,191.05

Total 2390 Other Administration Services

\$32,191.05

LEA : 114060853 Brandywine Heights Area SD

Printed 11/27/2019 1:22:28 PM

Debt Service Fund (40)

5000 Other Expenditures and Financing Uses

Total

900 Other Uses of Funds

910 Redemption of Principal

2,238,586.33

Total Other Uses of Funds

\$2,238,586.33

Total 5000 Other Expenditures and Financing Uses

\$2,238,586.33

LEA : 114060853 Brandywine Heights Area SD

Printed 11/27/2019 1:22:28 PM

Debt Service Fund (40)

5100 Debt Service / Other Expenditures and Financing Uses

Elementary

Secondary

Federal

Total

900 Other Uses of Funds

910 Redemption of Principal

2,238,586.33

Total Other Uses of Funds

\$2,238,586.33

Total 5100 Debt Service / Other Expenditures and Financing Uses

\$2,238,586.33

LEA : 114060853 Brandywine Heights Area SD

Printed 11/27/2019 1:22:28 PM

Debt Service Fund (40)

5120 Debt Service – Refunded Bonds

Elementary

Secondary

Federal

Total

900 Other Uses of Funds

910 Redemption of Principal

2,238,586.33

Total Other Uses of Funds

\$2,238,586.33

Total 5120 Debt Service – Refunded Bonds

\$2,238,586.33

	<u>General Fund(10)</u>	<u>Public Purpose Trust(27)</u>	<u>Other Compt Approved (28)</u>	<u>Athletic / Activity(29)</u>	<u>Capital Reserve (690. 1850)(31)</u>
1000 Instruction					
1100 Regular Programs - Elementary / Secondary	12,369,606.32				
1200 Special Programs - Elementary / Secondary	4,362,167.73				
1300 Vocational Education	584,936.04				
1400 Other Instructional Programs - Elementary / Secondary	4,150.19				
Total Instruction	\$17,320,860.28				
2000 Support Services					
2100 Support Services - Students	1,097,091.64				
2200 Support Services - Instructional Staff	1,236,600.55				
2300 Support Services - Administration	1,386,155.73				
2400 Support Services - Pupil Health	366,816.62				
2500 Support Services - Business	539,452.27				
2600 Operation and Maintenance of Plant Services	2,380,684.78				
2700 Student Transportation Services	1,584,857.50				
2800 Support Services - Central	574,210.02				
2900 Other Support Services	23,527.86				
Total Support Services	\$9,189,396.97				
3000 Operation of Non-Instructional Services					
3200 Student Activities	747,811.75				
3300 Community Services	11,456.79				
3400 Scholarships and Awards	2,000.00				
Total Operation of Non-Instructional Services	\$761,268.54				
4000 Facilities Acquisition, Construction and Improvement Services					
4400 Architecture and Engineering Services / Educational Specifications - Improvements	49,906.17				
4600 Existing Building Improvement Services	141,777.36				
Total Facilities Acquisition, Construction and Improvement	\$191,683.53				
5000 Other Expenditures and Financing Uses					
5100 Debt Service / Other Expenditures and Financing Uses	3,418,076.50				
5200 Interfund Transfers - Out	500,000.00				
Total Other Expenditures and Financing Uses	\$3,918,076.50				
TOTAL ACTUAL EXPENDITURES & OTHER FINANCING USES	\$31,381,285.82				

	<u>Capital Reserve (1431)(32)</u>	<u>Other Capital Projects Fund(39)</u>	<u>Debt Service(40)</u>	<u>Permanent(90)</u>	<u>Total</u>
1000 Instruction					
1100 Regular Programs - Elementary / Secondary					12,369,606.32
1200 Special Programs - Elementary / Secondary					4,362,167.73
1300 Vocational Education					584,936.04
1400 Other Instructional Programs - Elementary / Secondary					4,150.19
Total Instruction					\$17,320,860.28
2000 Support Services					
2100 Support Services - Students					1,097,091.64
2200 Support Services - Instructional Staff					1,236,600.55
2300 Support Services - Administration		156,685.95	32,191.05		1,575,032.73
2400 Support Services - Pupil Health					366,816.62
2500 Support Services - Business	600.46				540,052.73
2600 Operation and Maintenance of Plant Services					2,380,684.78
2700 Student Transportation Services					1,584,857.50
2800 Support Services - Central					574,210.02
2900 Other Support Services					23,527.86
Total Support Services	\$600.46	\$156,685.95	\$32,191.05		\$9,378,874.43
3000 Operation of Non-Instructional Services					
3200 Student Activities					747,811.75
3300 Community Services					11,456.79
3400 Scholarships and Awards					2,000.00
Total Operation of Non-Instructional Services					\$761,268.54
4000 Facilities Acquisition, Construction and Improvement Services					
4400 Architecture and Engineering Services / Educational Specifications - Improvements		38,401.73			88,307.90
4600 Existing Building Improvement Services		530,064.27			671,841.63
Total Facilities Acquisition, Construction and Improvement		\$568,466.00			\$760,149.53
5000 Other Expenditures and Financing Uses					
5100 Debt Service / Other Expenditures and Financing Uses		1,777,682.13	2,238,586.33		7,434,344.96
5200 Interfund Transfers - Out					500,000.00
Total Other Expenditures and Financing Uses		\$1,777,682.13	\$2,238,586.33		\$7,934,344.96
TOTAL ACTUAL EXPENDITURES & OTHER FINANCING USES	\$600.46	\$2,502,834.08	\$2,270,777.38		\$36,155,497.74

LEA : 114060853 Brandywine Heights Area SD

Printed 11/27/2019 1:22:52 PM

PSERS Salary Data (Salary Data should relate to the General Fund only)

Amount Description	Amount
Total Salary Base for salaries subject to PSERS withholding	11,900,663.51
Total Federally Funded salaries subject to PSERS withholding	112,772.22
	<hr/>

Title I Expenditure Data

Amount Description	Amount
Expenditures Funded with Current Title I Funds	202,831.00
Expenditures Funded with Carry over Title I Funds	
	<hr/>
Total Title I Expenditure Data	\$202,831.00
	<hr/>

Benefits for Staff Relative to Collective Bargaining Agreements

	OBJECT	COVERED	NOT COVERED	TOTAL
10 General Fund				
	211 Medical Insurance			
	212 Dental Insurance			
	215 Eye Care Insurance	9,560.45	1,756.40	11,316.85
	216 Prescription Insurance			
	271 Self-Insurance Medical Benefits	1,787,634.34	361,485.91	2,149,120.25
	272 Self-Insurance Dental Benefits	89,994.03	13,873.41	103,867.44
	275 Self-Insurance Eye Care Benefits			
	276 Self-Insurance Prescription Benefits			
	FUND TOTAL	\$1,887,188.82	\$377,115.72	\$2,264,304.54
50 Enterprise Fund				
	211 Medical Insurance			
	212 Dental Insurance			
	215 Eye Care Insurance		145.92	145.92
	216 Prescription Insurance			
	271 Self-Insurance Medical Benefits		30,193.44	30,193.44
	272 Self-Insurance Dental Benefits		1,185.60	1,185.60
	275 Self-Insurance Eye Care Benefits			
	276 Self-Insurance Prescription Benefits			
	FUND TOTAL		\$31,524.96	\$31,524.96
60 Internal Service Fund	No Self Insurance data to report			
	211 Medical Insurance			
	212 Dental Insurance			
	215 Eye Care Insurance			
	216 Prescription Insurance			
	271 Self-Insurance Medical Benefits			
	272 Self-Insurance Dental Benefits			
	275 Self-Insurance Eye Care Benefits			
	276 Self-Insurance Prescription Benefits			
	FUND TOTAL			
Total of All Funds		\$1,887,188.82	\$408,640.68	\$2,295,829.50

LEA : 114060853 Brandywine Heights Area SD

Printed 11/27/2019 1:22:58 PM

Function	Special Education (Prior Year)	Nonspecial Education (Prior Year)	Total (Prior Year)	Special Education (Current Year)	Nonspecial Education (Current Year)	Total (Current Year)
2120 Guidance Services	151,644.15	571,848.95	723,493.10	143,956.36	576,545.93	720,502.29
2140 Psychological Services	51,416.41	193,890.89	245,307.30	49,517.15	198,316.41	247,833.56
2150 Speech Pathology and Audiology Services						
2160 Social Work Services						
2260 Instruction and Curriculum Development Services	250,669.71	170,176.67	420,846.38	233,813.33	136,117.58	369,930.91
2350 Legal and Accounting Services	128,358.54	34,945.96	163,304.50	10,792.37	36,116.63	46,909.00
2420 Medical Services	256.55	967.45	1,224.00	191.01	764.99	956.00
2440 Nursing Services	76,215.62	287,408.54	363,624.16	7,300.94	292,369.15	299,670.09
2700 Student Transportation Services	508,366.06	944,313.13	1,452,679.19	612,664.70	972,192.80	1,584,857.50
Total	\$1,166,927.04	\$2,203,551.59	\$3,370,478.63	\$1,058,235.86	\$2,212,423.49	\$3,270,659.35

(PRINCIPAL AMOUNTS ONLY)

GOVERNMENTAL FUNDS/ ACTIVITIES

	Short-Term Borrowing	General Obligation Bonds/Notes	Authority Building Obligations	Other Long-Term Debt	Other Post-Employment Benefits (OPEB)	Compensated Absences	Net Pension Liability	Total
1. Debt at Beginning of Fiscal Year		13,330,000.00		857,682.00	4,032,734.00	144,431.00	46,158,113.00	64,522,960.00
2. Additional Debt Incurred During Year		12,480,000.00			168,961.00	37,071.00	1,801,810.00	14,487,842.00
3. Retirements and Repayments		7,065,000.00		568,044.00	78,979.00			7,712,023.00
4. Debt at End of Fiscal Year		18,745,000.00		289,638.00	4,122,716.00	181,502.00	47,959,923.00	71,298,779.00
5. Accreted Interest at End Of Fiscal Year								
6. Total Debt and Accreted Interest		18,745,000.00		289,638.00	4,122,716.00	181,502.00	47,959,923.00	71,298,779.00
7. Current Portion P&I - Due within 1 year		2,689,745.00		41,524.00		26,502.00		2,757,771.00
8. Interest Paid during current fiscal year		308,853.99						308,853.99

(PRINCIPAL AMOUNTS ONLY)

PROPRIETARY FUNDS

	Short-Term Borrowing	General Obligation Bonds/Notes	Authority Building Obligations	Other Long-Term Debt	Other Post-Employment Benefits (OPEB)	Compensated Absences	Net Pension Liability	Total
1. Debt at Beginning of Fiscal Year					28,354.00		713,123.00	741,477.00
2. Additional Debt Incurred During Year					2,477.00		28,800.00	31,277.00
3. Retirements and Repayments								
4. Debt at End of Fiscal Year					30,831.00		741,923.00	772,754.00
5. Accreted Interest at End Of Fiscal Year								
6. Total Debt and Accreted Interest					30,831.00		741,923.00	772,754.00
7. Current Portion P&I - Due within 1 year								
8. Interest Paid during current fiscal year								

Total Principal and Interest Payments Made by Your School - All Funds

Function	Fund		Principal (910)	Principal (920)	Interest (830)	Total (Principal +Interest)	Misc Other Uses (990)
5110	10	General Fund	3,110,000.00		308,076.50	3,418,076.50	
5110	20	Special Revenue Funds					
5110	30	Capital Projects Funds					
5110	40	Debt Service Fund					
5110	90	Permanent Fund					
5120	10	General Fund					
5120	20	Special Revenue Funds					
5120	30	Capital Projects Funds	1,777,682.13			1,777,682.13	
5120	40	Debt Service Fund	2,238,586.33			2,238,586.33	
Total Debt Payments - Governmental Funds			\$7,126,268.46		\$308,076.50	\$7,434,344.96	

Function	Fund		Principal (910)	Principal (920)	Interest (830)	Total (Principal +Interest)
5110	50	Enterprise Fund				
5110	60	Internal Service Fund				
5120	50	Enterprise Fund				
5120	60	Internal Service Fund				
Total Debt Payments - Proprietary Funds						

Debt Details
Governmental Funds/ Activities

Debt Category	Debt Issue Date (MM/YYYY)	Principal Amounts Only			Debt at End of Fiscal Year	Current Portion Due Within One Year (Principal and Interest)	Interest Paid During Fiscal Year
		Debt at Beginning of Fiscal Year	Additions	Reductions / Repayments			
General Obligation Bonds/Notes – CIB	06/2019		10,365,000.00		10,365,000.00	301,748.00	
General Obligation Bonds/Notes – CIB	06/2019		2,115,000.00		2,115,000.00	55,333.00	
General Obligation Bonds/Notes – CIB	12/2016	8,605,000.00		4,575,000.00	4,030,000.00	2,263,660.00	189,310.00
General Obligation Bonds/Notes – CIB	01/2016	4,025,000.00		1,790,000.00	2,235,000.00	69,004.00	106,975.00
General Obligation Bonds/Notes – CIB	06/2002	700,000.00		700,000.00			12,568.99
Other Long Term Debt/Liabilities		857,682.00		568,044.00	289,638.00	41,524.00	
Compensated Absences		144,431.00	37,071.00		181,502.00	26,502.00	
Other Post-Employment Benefits (OPEB)		4,032,734.00	168,961.00	78,979.00	4,122,716.00		
Net Pension Liability		46,158,113.00	1,801,810.00		47,959,923.00		
Totals for Debt Entered:		\$64,522,960.00	\$14,487,842.00	\$7,712,023.00	\$71,298,779.00	\$2,757,771.00	\$308,853.99

Bond Details
Proprietary Funds

Debt Category	Debt Issue Date (MM/YYYY)	Principal Amounts Only			Debt at End of Fiscal Year	Current Portion Due Within One Year (Principal and Interest)	Interest Paid During Fiscal Year
		Debt at Beginning of Fiscal Year	Additions	Reductions / Repayments			
Other Post-Employment Benefits (OPEB)		28,354.00	2,477.00		30,831.00		
Net Pension Liability		713,123.00	28,800.00		741,923.00		
Totals for Debt Entered:		\$741,477.00	\$31,277.00		\$772,754.00		

General Fund (10)

Section 1: Tuition/Purchased Services as Reported within Expenditure Detail

	Amount
Tuition Reported in General Fund Expenditures 1000-560	1,564,836.19
Purchased Services in General Fund Expenditures 1000-594 and 1000-597	1,845.05
Section 1 Total	\$1,566,681.24

Section 2: Tuition Paid to Institution Types During Fiscal Year

	Tuition Paid For Nonspecial Education	Tuition Paid For Special Education	Total
1 1306 Institutions			
2 Institutionalized Children's Programs			
3 Juveniles Incarcerated in Adult Facilities			
4 Residential Treatment Facilities			
5 Other Local Education Agencies	9,804.53	162,512.40	172,316.93
6 Brick and Mortar Charter Schools	204,888.40	23,240.85	228,129.25
7 Cyber Charter Schools	178,169.71	37,600.28	215,769.99
8 Career and Technology Centers	584,936.04	24,647.91	609,583.95
9 Approved Private Schools		305,355.74	305,355.74
10 PA Chartered Schools for the Deaf and Blind			
11 Private Residential Rehabilitative Institutions	11,120.81	24,404.57	35,525.38
12 Juvenile Detention Centers			
13 Special Program Jointures			
14 Other Tuition Not Included Elsewhere In This Section			
Section 2 Total	\$988,919.49	\$577,761.75	\$1,566,681.24

LEA : 114060853 Brandywine Heights Area SD

Printed 11/27/2019 1:23:06 PM

Fund	School	School Number	Local Personnel	Local Nonpersonnel	State Personnel	State Nonpersonnel	Federal Personnel	Federal Nonpersonnel	Total	Explanation
10										
	Brandywine Heights El Sch	768	4,111,145.00	2,084,107.00	1,794,336.00	909,622.00	49,251.00	24,968.00	8,973,429.00	
	Brandywine Heights HS	6308	4,943,667.00	3,566,281.00	2,157,695.00	1,556,526.00	59,225.00	42,724.00	12,326,118.00	
	Brandywine Heights Intrmd/MS	8383	4,232,111.00	2,384,048.00	1,847,132.00	1,040,533.00	50,701.00	28,561.00	9,583,086.00	
Total			13,286,923.00	8,034,436.00	5,799,163.00	3,506,681.00	159,177.00	96,253.00	30,882,633.00	